

# Veterinary Price Catalogue

2022-2023




**Pathology  
Consultation**

**Quick TAT**

**Main Lab 24/7**



**Quality Results**



**Customer Service**

**>100 Specialists**



**Courier Collection**




**Auto-email**



**Mobile App**



**PathPortal**



**Care Card**

# Table of Contents

4	Using This Test Catalogue	26	<b>Veterinary Chemistry Profiles</b>
5	About Pathologists Lancet Kenya	26	<i>Canine Profiles</i>
6	Our Milestones	27	<i>Feline Profiles</i>
8	Key To Icons – Sample Legend	28	<i>Equine Profiles</i>
9	Choosing The Correct Sample and Container	28	<i>Ruminant Profiles</i>
10	Sample Collection Techniques	29	<i>Avian, Fish &amp; Reptile Profiles</i>
11	Order Of Draw (Colour Code)	<b>30</b>	<b>Veterinary Endocrinology</b>
12	Specimen Labelling & Completion of Request Forms	30	<i>Thyroid And Parathyroid Function</i>
13	Proper Packaging To Minimize Exposure	30	<i>Reproductive Hormones</i>
14	Histopathology & Cytology	30	<i>Stress Response</i>
15	Scope Of Services	31	<i>Adrenal Function</i>
16	Pathologists Lancet Kenya Ict Innovations	31	<i>Endocrine Pancreatic Function</i>
17	Our Pathologists Team	<b>32</b>	<b>Veterinary Microbiology &amp; Parasitology</b>
18	Pathologists Lancet Kenya List of Branches	<b>34</b>	<b>Veterinary Cytology Histopathology</b>
19	East Africa Branch Network	<b>35</b>	<b>Veterinary Serology &amp; Immunology</b>
22	Common Veterinary Tests Offered	<b>37</b>	<b>Veterinary Referral Laboratory Services</b>
22	<i>Veterinary Haematology</i>	<b>38</b>	<b>CVO's Profile</b>
23	<i>Veterinary Clinical Chemistry</i>	<b>39</b>	<b>CEO's Profile</b>

# Using this test catalogue

This Test Catalogue with prices is aimed at providing handy information on common tests that we undertake at the Pathologists Lancet Kenya Veterinary Laboratory, as well as information on sample type and specimen handling.

The tests are listed using nomenclature that is commonly applied in Pathologists Lancet Kenya and the test billing codes.

Details provided on test samples relate to the analytical methods employed by the specific performing lab site of Pathologists Lancet Kenya in the region or area served.

Turn-around-times (TAT) shown are from the time the samples get to the laboratory. These may be prolonged by factors beyond the TAT due to delays beyond our control.

The prices stated are indicative standard rates. Negotiated and discounted prices are individualized to customers and clients.

Not all tests can be included in this catalogue. Further information on tests not herein can be obtained by using the contacts outlined in this catalogue. Request

forms with tests are available on our websites or through the laboratory.

Whilst every effort has been made within reasonable accepted standards in preparing this Test Catalogue such that it bears accurate and updated details as at the time of publishing it, we nevertheless are unable to make any warranties that the information given herein is totally free from errors.

Pathologists Lancet Kenya will not accept liability for any direct, indirect, incidental or consequential losses arising from any inaccuracies or omissions in this Test Catalogue. Users of this Catalogue are strongly advised to pay careful attention to the details of the information provided, and to check with the laboratory in case of any concerns.

We wish to point out that where discrepancy occurs between what is contained herein and what is on record on our Laboratory Information System (LIS), it is the latter that takes precedence. We further wish to indicate that the information may be subject to change as we reserve the right to make changes in order to conform to current circumstances and standards in the company.





# About Pathologists Lancet Kenya

## *World-class medical diagnostics for Africa*

Pathologists Lancet Kenya Limited is part of Cerba Lancet Africa, a Joint Venture between Cerba Healthcare and Lancet Group of Laboratories. Cerba Lancet Africa operates a network of 170 sites across 12 countries: Botswana, Gabon, Ghana, Kenya, Mozambique, Nigeria, Rwanda, Swaziland, Tanzania, Uganda, Zambia and Zimbabwe. With its African network of more than 100 ISO-accredited laboratories, employing over 1,500 workers serving more than 1.7 million patients a year, Cerba Lancet Africa is now the leading force in local clinical pathology and medical diagnosis in Africa and is part of an internationally accredited pathology laboratory, the Cerba Lancet Africa Group.

We provide vital diagnostic, monitoring and screening testing from routine to specialized and esoteric tests through standalone laboratory facilities and in partnership with other institutions/organizations. Our services are offered to doctors and their patients directly through clinics and hospitals, industrial & corporate sectors, insurances, and outreach programmes. We also serve clinical trials and research groups and have engagement with governmental and NGO agencies through public- private-partnerships.

We have distinguished ourselves in offering specialized pathology services including in Anatomic Pathology (Histopathology/ Cytopathology/Immunohistochemistry), PCR and Genetic tests for oncology and infectious diseases, Tuberculosis testing, Microbiology, Endocrinology, Clinical Chemistry, Coagulation assays, Haematology, Toxicology and Occupational Health tests. Pathologists Lancet Kenya is owned as a traditional medical partnership, where pathologists lead the provision of professional diagnostic pathology services. The Pathologist's role is not only to ensure the quality and validity of investigations, but also to offer consultative services to



doctors, healthcare managers and administrators in the insurance and industrial sectors.

Doctors and clients can choose to receive results via a number of modes including hardcopy and automatic emails, and innovative Mobile App and Pathportal that are electronic formats which provide very rapid delivery of results to a smartphone and computer respectively.

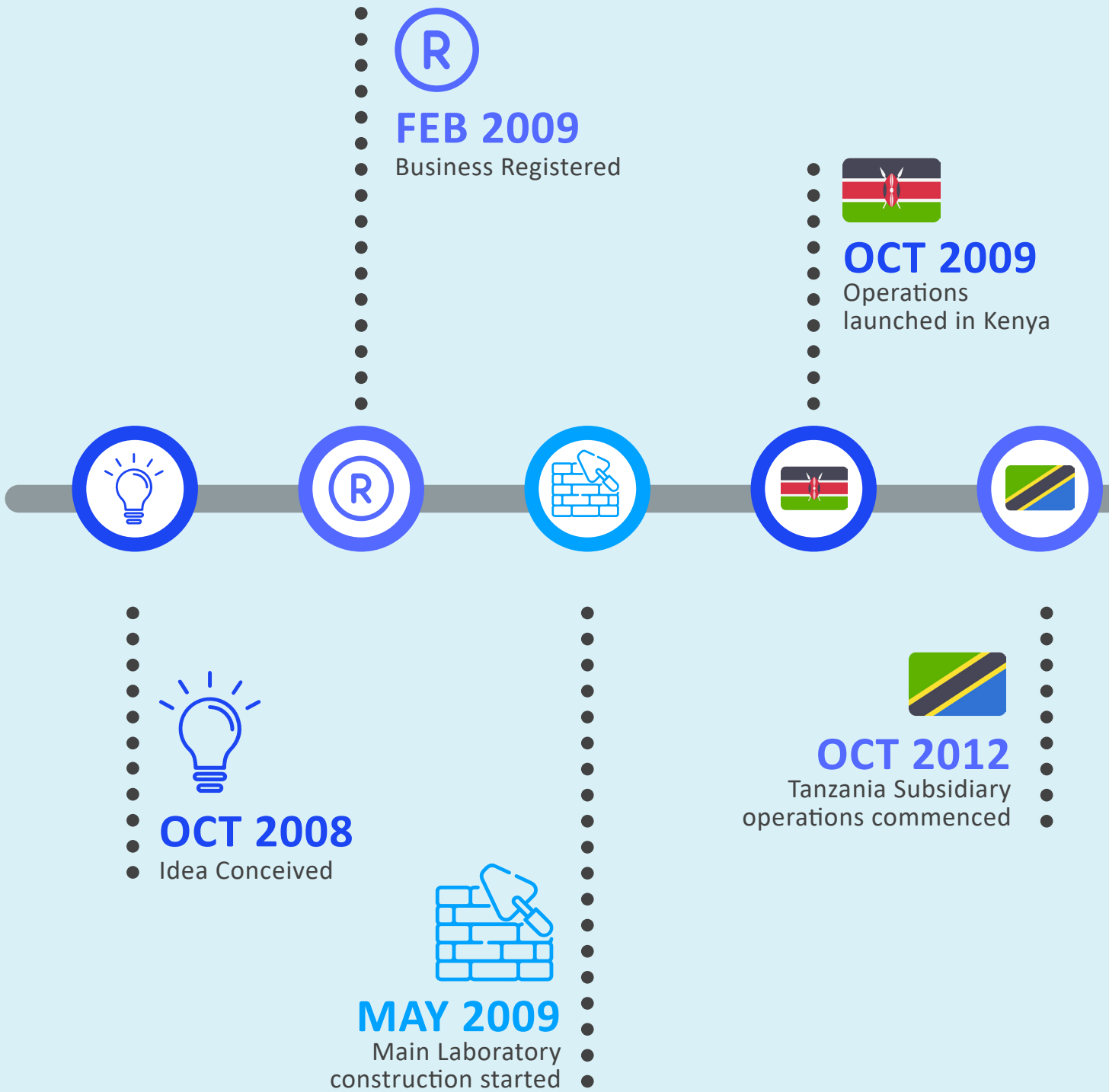
In complimenting government efforts to combat the spread of COVID-19 pandemic and in line with our theme this year, giving back to the community, we have joined other business leaders in supporting workers and communities affected by the COVID-19 pandemic. This practice is in line with our vision as a member of the United Nations Global Compact (UNGC) Kenya Chapter since 2012, which has identified environment, human rights, anti-corruption and sustainable labor practices as focus areas together with commitment to the Sustainable Development Goals (SDGs).

### **ISO Accreditation**

Committed to providing diagnostic excellence, we at Pathologists Lancet Kenya adhere to international criteria set out according to ISO Standard 15189 in all our service points.

Our main laboratory is ISO15189 certified and accredited by SANAS since 2010, while our other key branch laboratories are accredited by KENAS.


# Our Milestones





**SEPT 2015**

Partnership with IDEXX Laboratories to offer dedicated veterinary testing for companion animals



**JUN 2013**



Mobile App Launch



Cerba Lancet Africa

**OCT 2019**

Marking our 10<sup>th</sup> Year Anniversary and merger with Cerba Healthcare



**MAY 2014**









Acquisition of Uganda Subsidiary











**OCT 2015**

Commencement of Rwanda Subsidiary

# Key to Icons - Sample Legend

	Sodium citrate collection tube
	Serum collection tube (plain)
	EDTA collection tube
	Sodium Fluoride collection tube
	Serum gel separator collection tube
	Heparin collection tube
	10% Formalin container
	Faecal sample

	Urine sample
	Uroliths / Gall Bladder stones
	Smear (Blood / Aspirate / Impression) – unfixed, unstained
	Swab in transport media
	Milk sample
	Tissue / Organ
	Fluid
	Blood culture bottle



# Choosing the Correct Sample and Container

	<p><b>Sodium Citrate Collection Tube</b></p> <p>The cyan top tube contains 0.105M sodium citrate (3.2%) as an anticoagulant. The sodium citrate reversibly removes calcium from the blood thereby preventing clotting. Inversion after sampling prevents clotting. Such samples are used for coagulation and platelet function tests. Since there is a specified concentration of the anticoagulant, it is critical to fill these tubes to the specified volume. Over- or under-filling these tubes will lead to erroneous results and will be rejected.</p>
	<p><b>Plain Serum Collection Tube</b></p> <p>The red top tube is meant for collection of blood samples for serum required for analysis of specific drugs and toxins. They are plain tubes and usually take long to clot. Some may contain silica-based clot activators in which case inversion of the tube after sampling is required. It is preferable to allow samples collected in these tubes to stand undisturbed for 2 hours in a cool place away from direct heat and sunlight.</p>
	<p><b>Serum Gel Collection Tube</b></p> <p>The golden-yellow top tube is the preferred container for serum samples used in chemistry and serology. It contains a separator gel and a thrombin-based clot activator which causes clotting within 30 minutes. Inversion after sample collection ensures thorough mixing. Gel tubes are not preferred for certain drug and toxin analyses.</p>
	<p><b>Heparin Collection Tube</b></p> <p>The green top tube contains sodium or lithium heparin as an anticoagulant. Tube inversions after sampling prevents clotting. It is mainly used for plasma samples for certain chemistry tests. Such samples are also used for flow cytometry.</p>
	<p><b>EDTA Collection Tube</b></p> <p>The purple / lavender top tube contains K2-EDTA as an anticoagulant. EDTA chelates calcium irreversibly and prevents clotting as calcium is an essential component of coagulation. Inversions after sampling prevent clotting. EDTA whole blood samples are used for haematology. The tube is also used for tests that require EDTA plasma.</p>
	<p><b>Sodium Fluoride Collection Tube</b></p> <p>The grey top tube contains sodium fluoride as an antiglycolytic agent and EDTA as an anticoagulant. Inversions after sampling ensures proper mixing of the additives with the blood. These samples are mainly used for blood glucose and lactate analysis. Body fluids and CSF for chemistry are also collected in these.</p>
	<p><b>Blood Smears From Whole Blood</b></p> <p>Whole blood EDTA samples start to degrade as soon as the blood is in the tube. In order to preserve cell morphology, a blood slide should be prepared as soon as possible. The air-dried, unfixed and unstained slide should be submitted along with the purple top tube. Blood smears made at the time of blood collection help avoid platelet clumping problems and maintains any haemoparasites that may be present in the sample. This allows for more accurate interpretation.</p>

# Sample Collection Techniques

## Using a blood collection needle and holder

The single-use blood collection needles with their holder (“bulldog”) are the preferred blood sampling equipment. They utilize the vacuum within the unused and unopened blood collection tubes to allow free-flow of blood directly into the vacutainer. The vacuum in the unused and unopened vacutainer has sufficient negative pressure to draw out the exact volume of blood required. This ensures an ideal sample is collected.

## Using a syringe for blood collection

When using a syringe, access the largest vein possible and try to get a good free flow of blood into the syringe. Slow or difficult flow leads to red cell lysis which affects haematology and certain chemistry results, leading to sample rejection. The syringe should be emptied immediately into the vacutainer as blood quickly degrades or clots inside the syringe. The blood should be gently evacuated into the opened vacutainer against the walls of the tube without the needle attached to the syringe. Blood that has clotted inside the syringe should not be forced into the vacutainer tube as this may lead to lysis once in the tube.

## Order of sample draw

The tubes should be filled as per the order of draw which maximises on the quality of sample and prevents carry-over of additives (see order of draw on the next page).

## Volume of blood in the tube

The correct volume should be filled in each tube. Avoid under- or over-filling. The correct volume ensures



proper ratio of blood to additive. Under-filled EDTA tubes lead to a higher EDTA to blood ratio that can affect cellular morphology.

## Centrifuging

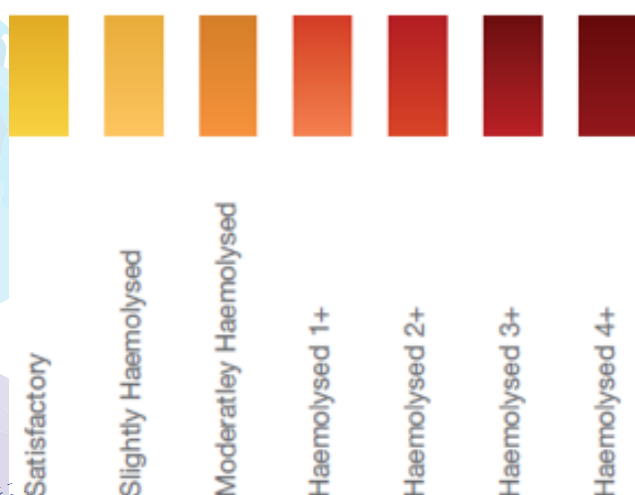
Centrifugation is important to obtain serum or plasma once the sample is collected. For serum, the blood must be allowed to fully clot before tubes are centrifuged, otherwise the sample collected will be plasma instead of serum if centrifuged too soon. Serum samples in red top tubes need to be aliquoted separately but serum tubes with gel separators can be submitted without aliquoting. It is important to immediately separate citrated plasma for coagulation studies and refrigerate to ensure accurate analysis.

## Haemolysis and Lipaemia

Difficult blood collection may induce red cell lysis (haemolysis) that may not be apparent at the time of collection and only manifest much later when the sample is being submitted to the referral laboratory. Haemolysis interferes with some analysis in haematology, chemistry, serology and PCR and may lead to rejection.

For haemolysis of serum samples, check the chart to the left to assess the level of haemolysis after centrifugation. Lipaemic samples usually result from patients who have not been fasted, are on a high fat diet or suffering from metabolic conditions that cause reduced fat metabolism. Lipaemic samples can also interfere with haematology, chemistry and serology.

## Visual Comparison of Haemolysis



# Order of Draw (Colour Code)

COLOUR CODE	TUBE TYPE	INVERTING (TILT)	SPECIAL INSTRUCTIONS / EXAMPLES OF TESTS
	Sodium Citrate Cyan Top	8-10 times	COAGULATION: PI's and PTT's, Protein C, Protein S, Factor assays, VWF, etc.  <b>Tubes must be full</b>  <b>Must be delivered to the laboratory ASAP (within 2 hours).</b>
	Serum Plain Red Top	5-6 times	Assays where gel would interfere with analysis e.g. Ionized Calcium, Phenobarbital, etc.
	Serum SST Gold/Yellow Top	5-6 times	SEROLOGY / CHEMISTRY / ENDOCRINOLOGY / IMMUNOLOGY
	Heparin Green Top	8-10 times	Ammonia, CYTOGENETIC TESTS e.g. KARYOTYPING
	EDTA Lavender/ Purple Top	8-10 times	HAEMATOLOGY / CHEMISTRY / ENDOCRINOLOGY  FBC, ESR, Lead Levels, PTH
	Fluoride  Grey Top	8-10 times	CHEMISTRY  Glucose, Lactate
	Histology Bottle With 10% Formalin		HISTOLOGY ONLY
	Urine Bottle		MICROBIOLOGY / CYTOLOGY / MYCOLOGY  URINE, BODY FLUIDS, KIDNEY STONES, FLUIDS, SKIN SCRAPINGS  <b>URINE MUST REACH THE LAB IN 2 HOURS OR BE REFRIGERATED. PLEASE MAKE SURE THAT CAP IS SCREWED ON TIGHTLY!</b>
	CSF Tube  Tan/WhiteTop		CSF Tests (CHEMISTRY, MICROBIOLOGY, CYTOLOGY)

For queries on any other tests, please contact the lab on +254705408239 or email us on [vet@lancet.co.ke](mailto:vet@lancet.co.ke)

# Specimen Labelling & Completion of Request Forms



## Specimen Labels

The specimen tubes or container should each be labelled with the patient's name as it appears on the request form submitted with the specimen. The date of collection, time of collection and gender should also be included. The label should be legible. If affixed, ensure it is securely attached. If handwritten, use black or blue inked pen. For microbiology and histology/cytology specimens indicate the site from which the specimen was obtained (e.g. pleural fluid, mammary tissue, etc.).

## Aliquot / Transferred Specimen

If the specimen is an aliquot transferred to a non-primary tube, please indicate the specimen type (e.g. serum, plasma or urine). Include the primary tube during submission.

## Request Form Completion

The request form should be comprehensively filled. If submitting with a Lancet request form, ensure that all the sections are duly completed. Lancet request forms can be obtained from the laboratory through the contact details provided in this catalogue.

Minimum information required include:

- Patient unique identifiers such as name, reference and microchip number or tattoo ID.

- Patient demographic details including sex, date of birth, species, breed and coat colour
- Details of the requesting doctor
- Tests to be done
- Date, time and source of sample collection
- Relevant clinical information

## New Generation Request Forms

As part of our continued effort to meet the clients' expectations, we have introduced a wide range of new generation request forms that are customized for different users and specialties.

The request forms include:

- Veterinary Blood Testing Request Form for haematology, chemistry, endocrinology and serology/immunology tests
- Veterinary Microbiology Request Form
- Veterinary Anatomic Pathology Request Form for all histology and cytology requests

To get a new generation request form, contact the laboratory using the email [vet@lancet.co.ke](mailto:vet@lancet.co.ke).



# Proper Packaging to Minimize Exposure

## Packaging of specimens for transportation

Before packaging the specimens, ensure that the cap of the tube or lid of the container is tightly secured so that there is no leakage. Place the specimen in a zip-lock or equivalent specimen plastic bag that is leak proof.

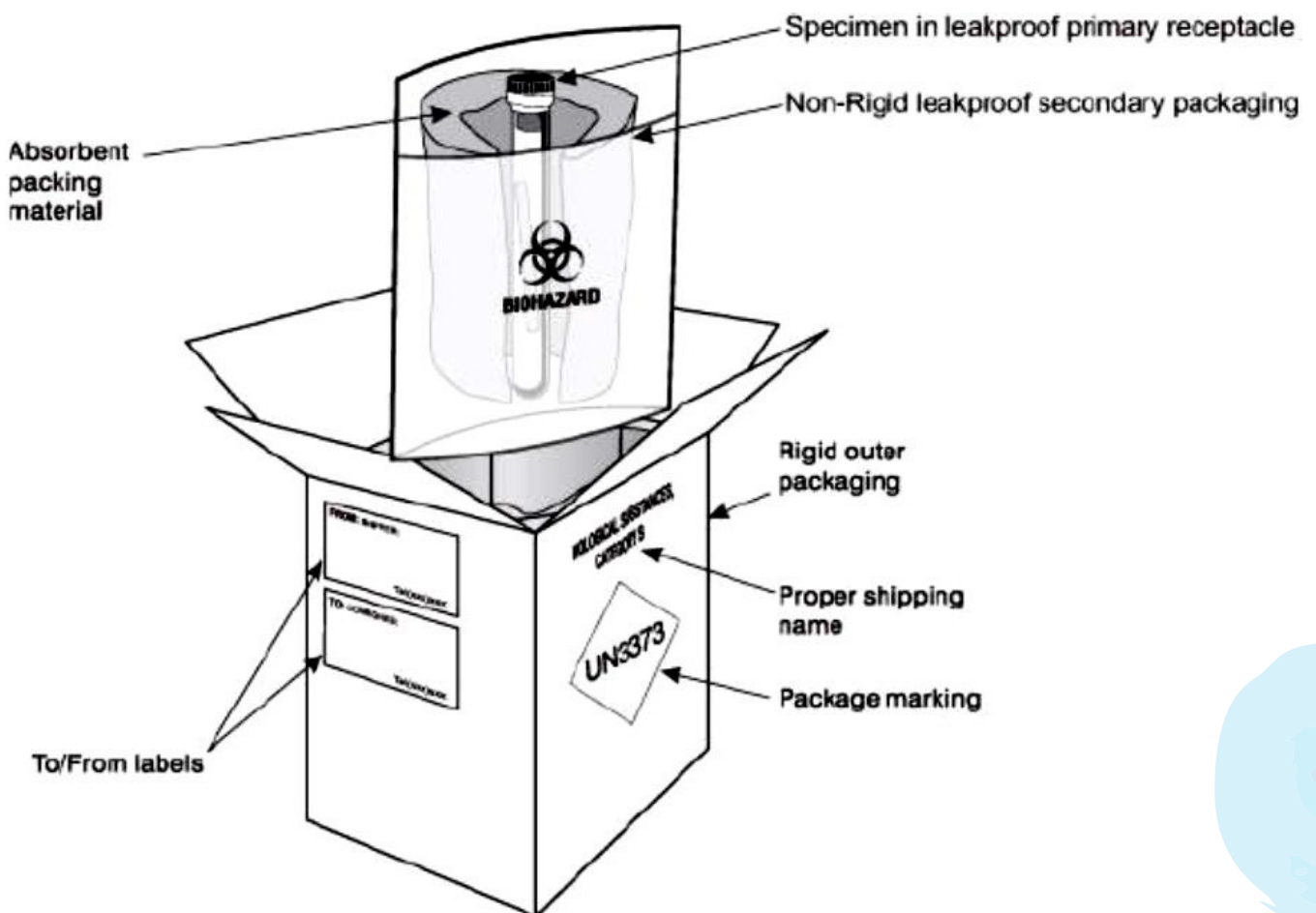
The specimen should be in a separate pouch from the request form. The specimen bags should then be placed in a protective outer bag or box that should be sealed and labelled with the sender's and receiving laboratory's shipment address.

Where ice is required, this should be placed in the outer bag or box surrounded by an appropriate insulating material.

## Proper packaging and minimising exposure

All samples are deemed potentially infectious. Some are considered higher risk e.g., pus and fluids, particularly if not properly packaged and carefully handled. They may pose a hazard to the personnel who handle them and members of the public who may be exposed to them.

It is important to note that not all those who encounter the package may be well trained on handling infectious substances thus care must be taken to minimise the risk of infection from packaged samples which should be as per international standards that prevent leakage. The IATA standards require 3 layers of protection and use of absorbent material with packaging in a sturdy box. See the diagram below for a visual representation.



# Histopathology & Cytology

## Histopathology Request Form

There is a special request form for Histopathology which provides for details of anatomical site and clinical details. Please contact the laboratory for the customised request forms. Additional relevant information includes appearance and distribution of lesions, duration of the condition, biopsy sites, prior reports and treatments.

## Bone specimens

A radiology report and radiological films must be submitted for all bone specimens. The TAT for bone specimens depends on fixation, and may extend to a couple of weeks on average.

## Histopathology charges

Charges are determined by size of the tissue/organ or number of biopsy specimens, which in turn produces the tissue blocks.

## Immunohistochemistry (Immunoperoxidase)

Immunostaining involves a special technique of staining using various specific antibodies and detection system, with a pathologist's evaluation done on the tissues submitted. The charges depend on the number of markers done. These are advised by the pathologist after reviewing the case. Please contact the laboratory for details.

## Specimen submission guidelines

- It is recommended to follow the 10:10:10 rule which is summarised as use 10% formalin at 10:1 ratio in terms of volume of formalin to biopsy volume; and tissue sections not more than 10mm thick to allow for easy fixation.
- Place specimens in a wide necked container (approved for use with formalin).
- Submit entire lesions and tumours with adjacent excised normal tissue.
- For rapid fixation of larger lesions and tumours,

cut a section 0.5-1cm wide through the centre of the specimen.

- Open hollow organs, such as intestine, prior to placing them in fixative.
- Small fragile specimens (bone marrow, Tru-cut liver or kidney) can be wrapped in a gauze envelope so that they do not disintegrate during transportation due to mechanical disruption.
- Alert the laboratory on urgent samples.

## Turn-around time (TAT)

Histopathology involves specimen grossing (cut-up), processing, tissue preparation and slide evaluation by the pathologist who may require special stains to complete the evaluation. On average, the TAT from receipt of the specimen to completion is 5-7 days. Urgent small samples can be evaluated in 1-2 days. Additional fixation or steps such as special stains or decalcification would prolong the TAT. The laboratory usually notifies of any inadvertent delays. Please contact the laboratory for more information when reports delay.

## Fine Needle Aspiration (FNA)

- Specimen should be submitted as air-dried, unfixed, unstained slides in a slide holder with no cover slip. Specimen shouldn't be submitted in a syringe.
- The slides should be stored at room temperature and protected from temperature extremes.
- Formalin shouldn't be used on FNA samples.
- If fluid, submit in a sterile EDTA container.
- The request form should include details of the anatomic location (e.g., cutaneous, subcutaneous, deep tissue, intra-thoracic, intra-abdominal), size, shape, consistency, symmetry, definition of borders, clinical history – duration of lesion, progression of lesion, treatment and response to therapy, radiographic and ultrasonography findings.

# Scope of Services

Pathologists Lancet Kenya is an ultramodern independent laboratory practice registered and licensed by both the Medical Practitioners & Dentist Board (MPDB) and the Medical Technologists and Technicians Board (KMLTTB) as a medical pathology laboratory. Our laboratory is fully automated and all tests are carried out as per the ISO 15189 international standard and supervised by in-house pathologists and technologists.

We have more than 20 service points across the country with more than 5 operational 24 hours a day.

We have set up a dedicated veterinary laboratory following a partnership with IDEXX Laboratories, offering veterinary-specific haematology, clinical chemistry, serology/immunology and endocrinology using dedicated analysers specifically calibrated for veterinary samples.

Our veterinary diagnostic services also encompass specialised veterinary histopathology and cytopathology by an in-house veterinary pathologist.



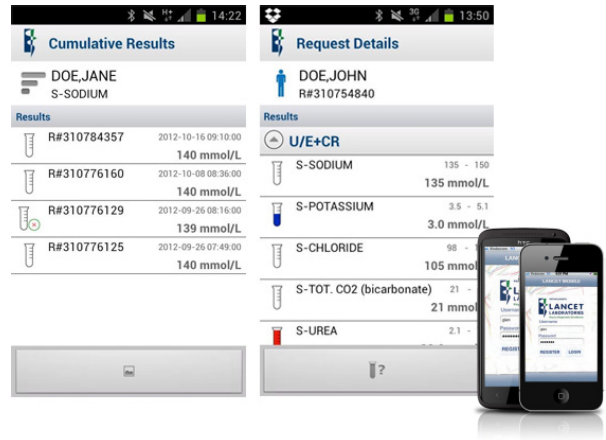
# Pathologists Lancet Kenya ICT Innovations

## Pathologists Lancet Kenya MobileApp & PathPortal

The Pathologists Lancet Kenya Mobile Application assists doctors with the delivery and viewing of laboratory results from their mobile devices. The application is easy to download on to your iOS or Android Smartphone and it is intuitive with a clear lay out.

The application has the following features including:-

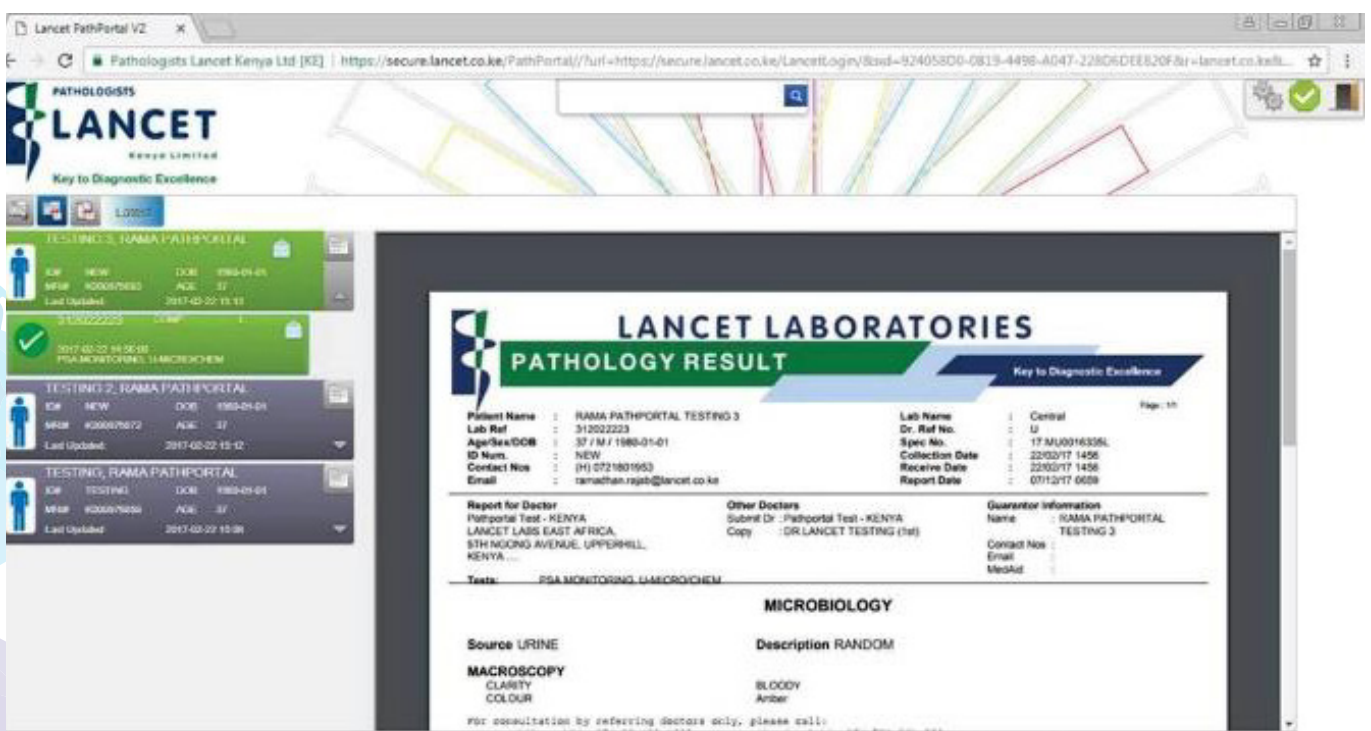
- Patient-centric electronic results
- Easy enrolment and registration
- Secure pin entry to unlock application
- Automatic updating of patient data
- Result caching for offline availability
- Sorting of patient lists alphabetically and chronologically
- Easy search facility
- Cumulative patient view
- Cumulative test view
- Graphical result data



The PathPortal allows doctors to:-

- View patient reports online
- Search, print out or save to disk
- Acquire paperless reporting solution at no additional cost.
- Access a styled e-mail type interface so that users can very quickly overcome the learning curve of figuring out how to navigate to their reports.
- All this while providing access to your latest results within as little as two clicks

Kindly enquire with us to register for or request for more information on our I.T. products.





# Our Pathologists Team



**Dr. Charles Wahome**  
Anatomic Pathologist, MBChB,  
MMed, Anat. Path  
Full time



**Dr. Muthoni Kirimi**  
Anatomic Pathologist MBChB, MMed  
Anat Pth, FCPATH (ECSA)  
Full -Time



**Dr. Dhaval Shah**  
Veterinary Pathologist BVM,  
Msc Vet.path  
Full -Time



**Catherine Karambu**  
Cytotechnologist Bsc Med Lab Msc  
Clinical cytology  
Full -Time



**Dr. Rabia Mukadam**  
Molecular Scientist Bsc. Med Hons  
(UCT), PhD (Uni of Liverpool)  
Full Time



**Dr. Angela Munoko**  
Clinical Pathologist MBChB, MSc, TID,  
Mmed Clin.path  
Full -Time



**Dr. Albert Gachau**  
General & Anatomic Path MBChB,  
MMed- Path, FCPATH (ECSA)  
Part-Time



**Susan Mbugua**  
Cytotechnologist Registry of Medical  
Techs (ASCP)  
Part-Time



**Prof. Lucy Muchiri**  
Anatomic Pathologist MBChB, MMed.  
Pth, PhD FCPATH(ECSA)  
Part-Time



**Dr. Charles Ngari**  
Clinical Pathologist MBChB. MMed  
Path  
Full Time



**Dr. Mary Achakolong**  
Anatomic Pathologist MBChB, MMed  
Anat.path.  
Full -Time



**Dr. Jamilla Rajab**  
Haematologist & Public Health  
Pathologist MBChB, MMed Path, MPH  
FCPATH (ECSA)  
Part -Time



**Molly M. Maundu**  
Cytotechnologist Bsc Med Lab Msc  
Clinical Cytology  
Part Time

# List of Branches

## NAIROBI COUNTY

### Upperhill – Lab

Main Laboratory/ Headquarters  
5<sup>th</sup> Avenue Office Suites, Upper Hill  
Opposite Traffic Police  
Tel: 0703061000  
Email: info@cerbalancetafrica.co.ke  
(1.2958° S, 36.8082° E)

### General Accident House – Lab

Next to Nairobi Hospital  
3rd Floor  
Tel: 0703061050  
Email: ga@lancet.co.ke  
(-1.3618S, 36.6566E)

### Fortis – Depot

Fortis Office Suites 4th Floor  
Opposite Kenyatta National Hospital  
Tel: 0703061043/0795598400  
Email: info@lancet.co.ke  
(1.3015° S, 36.8007° E)

### Parklands – Lab

Park Place Office Suites  
2nd Parklands Avenue  
Tel: 0703061101/0729909409  
Email: parklands@lancet.co.ke  
(1.2677° S, 36.8220° E)

### Eastleigh – Lab

Daas Plaza,  
Next to Ismariot Restaurant & Resort  
Tel: 0703061090/91  
Email: eastleigh@lancet.co.ke  
(1.2794° S, 36.8501° E)

### Buruburu – Depot

Acacia Place Building  
Off Ol donyo Sabuk Road  
Tel: 0717414708  
Email: buruburu@lancet.co.ke  
(-1.284386, 36.879780)

### Lote Tree medical center

South C, Muhoho Avenue  
opposite Ruby Flats  
Tel: 0713705379  
Email: lote@lancet.co.ke  
(-1.3245190, 36.8253630)

## KIAMBU COUNTY

### Thika – Lab

Zuri centre, Kenyatta Highway  
Tel: 0703061160  
Email: thika@lancet.co.ke  
(1.0385° S, 37.0774° E)

### EABL clinic – Depot

EABL HQ off Thika Road  
Tel: 0722357748  
Email: eabl@lancet.co.ke  
(1.2374° S, 36.8822° E)

## NYERI COUNTY

### Nyeri – Lab

Lymo Plaza, 1st Floor  
Room 13 along Gakere Road,  
Tel: 0703 061 000/0741 467 758  
Email: nyeri@cerbalancetafrica.com  
(-0.426167, 36.955605)

## MERU COUNTY

### Meru – Lab

Nchengo House  
Next to Central Bank building  
Tel: 0741467762  
Email: meru@lancet.co.ke  
(0.0463S, 37.6559E)

## NAKURU COUNTY

### Nakuru – Lab

Westside Mall, 2nd Floor  
Tel: 0703061130/31/0703928969  
Email: nakuru@lancet.co.ke  
(0.2871° S, 36.0638° E)

## KISUMU COUNTY

### Kisumu – Lab

Tuffoam Mall, 1st  
Tel: 0703061170/71/72/0722134244  
Email: kisumu@lancet.co.ke  
(0.1060° S, 34.7530° E)

## KISII COUNTY

### Kisii – Lab

Nyakongo Towers, 1st floor  
Tel: 0703061140/41/42/0707657232  
Email: kisii@lancet.co.ke  
(-0.6716446, 34.7717674)

## KAKAMEGA COUNTY

### Kakamega – Lab

Mega Mall, 2nd Floor  
Tel: 0703061080/81/82/0726838773  
Email: kakamega@lancet.co.ke  
(14.5848° N, 121.0568° E)

## BUNGOMA COUNTY

### Bungoma – Lab

Sharifs Center  
Tel: 0703061190/91/0769213889  
Email: bungoma@lancet.co.ke  
(0.5619576° S, 34.5607148° E)

## KERICHO COUNTY

### Kericho – Lab

Sinendet Towers, 3rd Floor  
Tel: 0703061175/76/0724658439  
Email: kericho@lancet.co.ke  
(0.3724° S, 35.2829° E)

## UASIN GISHU COUNTY

### Eldoret – Lab

Sagaas Centre  
Tel: 0714403655/0703061120  
Email: eldoret@lancet.co.ke  
(0.52036, 35.26993)

## KAJIADO COUNTY

### Ongata Rongai – Depot

Kins Arcade, Magadi Road  
Tel: 0703 061060/0700167295  
Email: rongai@lancet.co.ke  
(1.3967° S, 36.7601° E)

### Galaxy Hospital Kitengela - Lab

Kitengela town /prison road (200m from kichinjio)  
Tel: 0703 061 000 / 0734 407 952  
Email: kitengela@cerbalancetafrica.com  
(-1.4775977, 36.9514291)

## WAJIR COUNTY

### Wajir – Lab

Ladnan Hospital  
Opp. Wajir Guest Hse  
Tel: 0703061150/51  
Email: wajir@lancet.co.ke  
(1.7471092, 40.0605066)

## GARISSA COUNTY

### Garissa – Lab

Garissa Express Building  
Tel: 0703061112  
Email: garissa@lancet.co.ke  
(0.1769° S, 37.9083E)

## MACHAKOS COUNTY

### Machakos – Lab

UTISI Building, 1st Floor  
Opposite Machakos Level 5 Hospital  
Tel: 0703 061 000/0748 600 714  
Email: machakos@cerbalancetafrica.com  
(-0.426167, 36.955605)

## TAITA-TAVETA COUNTY

### Voi – Lab

Voi Town Centre  
Tel: 0705636690  
Email: voi@lancet.co.ke  
(3.3973° S, 38.5559° E)

## MOMBASA COUNTY

### Mombasa Main – Lab

Biashara Building, Ground Floor  
Tel: 0721143766  
Email: mombasa@lancet.co.ke  
(4.0650° S, 39.6705° E)

### Nyali - Lab

At Total Energies  
Nyali Links Road  
Tel: 0722 355796  
Email: nyali@cerbalancetafrica.co.ke  
(-4.0339466° S, 39.7076707° E)

## KILIFI COUNTY

### Malindi – Lab

Ruby Plaza  
Tel: 0703061075/74  
Email: malindi@lancet.co.ke  
(3.2235° S, 40.1250° E)

### Kilifi - Depot

Baobab Plaza  
Tel: 0794895676  
Email: kilifi@cerbalancetafrica.com  
(-3.6318955° S, 39.8546112° E)

## LAIKIPIA COUNTY

### Nanyuki - Lab

Nanyuki mall  
Along Nanyuki - Nyeri highway road.  
Tel: 0741866861  
Email: nanyuki@cerbalancetafrica.com  
(0.01078, 37.07577)

# East Africa Branch Network









# Common Veterinary Tests Offered

## VETERINARY HAEMATOLOGY

Our veterinary laboratory offers basic veterinary haematology testing run on veterinary-specific calibrated instruments to ensure the most accurate results.

**It is always important to fill the blood collection tube to the volume indicated on the tube. This is either given as a value on the tube or depicted by a coloured rectangular mark on the long edge of the tube.**

TEST	TEST MNEMONIC	BILLING CODE	TAT (hours)	SAMPLE TYPE	STANDARD PRICE (KES)
Full (Complete) Blood Count including smear review by Veterinary Pathologist	VFBC	9000V021	8	● + 📱 blood smear	2,949.00
Smear review by Pathologist	VWDIFF	4551H042	8	● + 📱 blood smear	1,549.00
Erythrocyte Sedimentation Rate	VESR	3743H001	12	●	949.00
Coagulation Prothrombin Time (PT)	VPI	3805H000	12	●	1,949.00
Coagulation Partial Thromboplastin Time (PTT)	VPTT	3837H000	12	●	1,949.00
Sample Legend: ● EDTA Whole Blood   📱 Blood smear (unfixed and unstained)   ● Citrated Whole Blood					



## VETERINARY CLINICAL CHEMISTRY

Our veterinary laboratory offers routine and specialized veterinary clinical chemistry. Serum and plasma chemistry tests help in assessing organ function, while fluid chemistry helps in differentiating excess fluid as transudate, modified transudate or exudate.

TEST	TEST MNEMONIC	BILLING CODE	TAT (hours)	SAMPLE TYPE	STANDARD PRICE (KES)
Albumin - serum	VALB	3999B001	8	● or ●	1,349.00
Alkaline Phosphatase - serum	VALP	4001B002	8	● or ●	1,749.00
Alanine Transaminase (ALT / SGPT) - serum	VALT	4131B001	8	● or ●	1,349.00
Ammonia – plasma	VAMM	4003B001	12	● separate plasma & freeze	1,349.00
Amylase – serum	VAMY	4006B001	8	● or ●	1,749.00
Aspartate Transaminase (AST / SGOT) – serum	VAST	4130B002	8	● or ●	1,349.00
BUN/Urea – serum	VUREA.	4151B001	8	● or ●	1,349.00
Calcium Total - serum	VCAL	4017B001	8	● or ●	1,749.00
Canine C-Reactive Protein	VCRP	4551B068	12	● or ●	6,449.00
Total Cholesterol – serum	VCHOL	4027B001	8	● or ●	1,349.00
Creatine Kinase – serum or plasma	VCPK	4132B001	8	● or ● or ●	1,749.00
Creatinine – serum	VCR.	4032B002	8	● or ●	1,349.00
Fructosamine – serum	VFRUCTO	4063R000	96	● or ●	2,449.00
γ-Glutamyl Transferase (GGT) – serum	VGGT	4134B002	8	● or ●	1,349.00
Glucose random – plasma	VGLUR	4057B002	8	●	1,349.00
Glucose fasting – plasma	VGLUF	4057B002	8	● 12 hour fasting sample	1,349.00
Lactate – plasma	VLACT	4086B000	12	●	1,749.00
Lactate Dehydrogenase – serum or plasma	VLDH	4133B001	8	● or ● or ●	1,749.00
Lipase – serum	VLIP	4085B001	8	● or ●	1,749.00
Magnesium – serum	VMG	4094B001	8	● or ●	1,749.00
Sample Legend: ● Serum gel separator tube ● Plain tube ● Heparinized Whole Blood ● Fluoride Tube ■ Urine					

Inorganic Phosphate – serum	VPHOS	4109B001	8	● or ●	1,749.00
Total Bilirubin – serum	VTBIL	4009B002	8	● or ●	1,749.00
Total Protein – serum	VTP	4117B002	8	● or ●	1,349.00
Triglycerides – serum	VTRIG	4147B002	8	● or ●	1,349.00
Uric Acid – serum	VUA	4155B001	12	● or ●	1,349.00
Bile acids – serum	VSBILEACID	4551B053	12	● or ●	6,049.00
Canine pancreas-specific lipase (semi-quantitative)	VSCPL	4551I043	12	● or ●	4,249.00
Feline pancreas-specific lipase (semi-quantitative)	VSFPL	4551I044	12	● or ●	4,349.00
Phenobarbitone – serum	VPHENO	4172B005	96	●	3,649.00
Folic Acid – serum	VFOL	4533E001	12	● or ●	3,349.00
Vitamin B12 – serum	VB12	4491E001	12	● or ●	3,349.00
Urine Protein:Creatinine Ratio	VUPC	4213B004	12	■ Urine	1,798.00
Stone Chemistry	BCCON	4392B000	96	■ Stone	4,149.00
CSF Glucose		4421B002	24	● CSF sample	1,349.00
CSF Protein	VCTP	4419B001	24	● CSF sample	1,349.00
Fluid Amylase		4371B001	24	● Fluid sample	1,749.00
Fluid Calcium		4375B001	24	● Fluid sample	1,749.00
Fluid Chloride		4301B002	24	● Fluid sample	949.00
Fluid Cholesterol		4027B002	24	● Fluid sample	1,049.00
Fluid Glucose		4057B005	24	● Fluid sample	1,349.00
Fluid LDH		4133B002	24	● Fluid sample	1,749.00
Fluid Potassium		4315B002	24	● Fluid sample	949.00
Fluid Sodium		4316B002	24	● Fluid sample	949.00
Fluid Total Protein		4117B003	24	● Fluid sample	1,349.00
Fluid Urate		4155B002	24	● Fluid sample	1,349.00
Sample Legend: ● Serum gel separator tube ● Plain tube ● Heparinized Whole Blood ● Fluoride Tube ■ Urine					

## VETERINARY CLINICAL PROFILES

We have created various chemistry profiles that suit your daily needs based on specific presenting signs in your patient or for organ screening.

**It is important to submit all the tubes indicated to get the most accurate results in the profile.**

### CANINE PROFILES

TEST	TEST MNEMONIC	BILLING CODE	TAT (hours)	SAMPLE TYPE	STANDARD PRICE (KES)
Canine Major Health Profile ALKP, TBIL, GGT, ALT, TP, ALB, Na, K, Cl, Urea, Crea, Gluc (Random/Fasting), Amylase, Lipase, Calcium, Phosphate, Cholesterol, Globulin	VCMJHP	4551B028	8	● or ● + ●	14,749.00
Canine Wellness Chemistry ALKP, TBIL, GGT, ALT, TP, ALB, Urea, Crea, Gluc (Random/Fasting), Amylase, Lipase, Calcium, Phosphate, Cholesterol, Globulin	VCWS	4551B049	8	● or ● + ●	11,149.00
Canine Minor Health Profile ALKP, ALT, TP, ALB, Na, K, Cl, Urea, Crea, Gluc (Random/Fasting), Globulin	VCMNHP	4551B029	8	● or ● + ●	10,349.00
Canine Geriatric Profile ALKP, ALT, TP, ALB, Na, K, Cl, Urea, Crea, Gluc (Random/Fasting), Calcium, Cholesterol, Globulin	VCGERIATRIC	4551B031	8	● or ● + ●	13,049.00
Canine Hepatic Profile ALKP, Bile Acids, TBIL, GGT, ALT, TP, ALB, Urea, Cholesterol, Globulin	VCHEPATIC	4551B032	12	● or ●	15,149.00
Canine Polydipsia Screen ALKP, Fructosamine, ALT, TP, ALB, Na, K, Cl, Urea, Crea, Gluc (Random/Fasting), Calcium, Phosphate, Cholesterol, Globulin	VCPOLYD	4551B033	96	● or ● + ●	19,049.00
Canine Renal Function Profile Na, K, Cl, Urea, Crea, Calcium, Phosphate, Magnesium	VCRFP	4551B035	8	● or ●	10,749.00
Canine Thyroid Lipid Profile ALKP, ALT, Cholesterol, Triglycerides, Total T4	VCTHYRLP	4551B037	12	● or ●	11,449.00
Canine Vomiting Profile ALKP, Bile Acids, Semi-quantitative pancreas-specific Lipase, TBIL, GGT, ALT, Na, K, Cl, Urea, Crea, Gluc (Random/Fasting), Lipase, Calcium, Phosphate, Cholesterol, Globulin	VCVP	4551B038	12	● or ● + ●	28,849.00
Sample Legend: ● Serum gel separator tube   ● Plain tube   ● Fluoride Tube					

TEST	TEST MNEMONIC	BILLING CODE	TAT (hours)	SAMPLE TYPE	STANDARD PRICE (KES)
Canine NSAID Therapy Profile ALKP, ALT, AST, Urea, Crea	VCNSAID	4551B039	8	● or ●	6,449.00
Canine Basic Liver & Kidney Function ALKP, ALT, TP, ALB, Urea, Crea, Gluc (Random/Fasting), Globulin	VPAWS	4551B051	8	● or ● + ●	6,749.00
Sample Legend: ● Serum gel separator tube ● Plain tube ● Fluoride Tube					

## FELINE PROFILES

TEST	TEST MNEMONIC	BILLING CODE	TAT (hours)	SAMPLE TYPE	STANDARD PRICE (KES)
Feline Major Health Profile ALKP, TBIL, GGT, ALT, TP, ALB, Na, K, Cl, Urea, Crea, Gluc (Random/Fasting), Calcium, Phosphate, Cholesterol, Globulin	VFMHP	4551B040	8	● or ● + ●	14,349.00
Feline Wellness Screen ALKP, TBIL, GGT, ALT, TP, ALB, Urea, Crea, Gluc (Random/Fasting), Calcium, Phosphate, Cholesterol, Globulin	VFWS	4551B050	8	● or ● + ●	10,749.00
Feline Minor Health Profile ALKP, ALT, TP, ALB, Na, K, Cl, Urea, Crea, Gluc (Random/Fasting), Globulin	VFMIHP	4551B041	8	● or ● + ●	10,349.00
Feline Thyroid Profile ALKP, ALT, Urea, Crea, Total T4	VFELTHYRP	4551B042	12	● or ●	11,449.00
Feline Vomiting Profile ALKP, Bile Acids, Semi-quantitative pancreas-specific Lipase, TBIL, GGT, ALT, Na, K, Cl, Urea, Crea, Gluc (Random/Fasting), Lipase, Calcium, Phosphate, Cholesterol, Globulin	VFVP	4551B043	12	● or ● + ●	28,949.00
Feline Basic Liver & Kidney Function ALKP, ALT, TP, ALB, Urea, Crea, Gluc (Random/Fasting), Globulin	VPAWS	4551B051	8	● or ● + ●	6,749.00
Sample Legend: ● Serum gel separator tube ● Plain tube ● Fluoride Tube					



## EQUINE PROFILES

TEST	TEST MNEMONIC	BILLING CODE	TAT (hours)	SAMPLE TYPE	STANDARD PRICE (KES)
Equine General Health Profile ALKP, LDH, TBIL, GGT, AST, CK, TP, ALB, Na, K, Cl, Urea, Crea, Gluc (Random/Fasting), Calcium, Phosphate, Globulin, Lactate	VEGHP	4551B045	12	● or ● + ●	17,449.00
Equine Wellness Screen ALKP, LDH, TBIL, GGT, AST, CK, TP, ALB, Na, K, Cl, Urea, Crea, Gluc (Random/Fasting), Calcium, Globulin	VEWS	4551B052	8	● or ● + ●	10,749.00
Sample Legend: ● Serum gel separator tube ● Plain tube ● Fluoride Tube					

## RUMINANT PROFILES

TEST	TEST MNEMONIC	BILLING CODE	TAT (hours)	SAMPLE TYPE	STANDARD PRICE (KES)
Ruminant General Health Profile ALKP, LDH, TBIL, GGT, AST, CK, TP, ALB, Na, K, Cl, Urea, Crea, Gluc (Random/Fasting), Calcium, Phosphate, Magnesium, Globulin	VRUMGHP	9000V044	8	● or ● + ●	17,449.00
Ruminant Wellness Screen ALKP, LDH, TBIL, GGT, AST, CK, TP, ALB, Na, K, Cl, Urea, Crea, Gluc (Random/Fasting), Calcium, Globulin	VRWS	9000V045	8	● or ● + ●	10,749.00
Downer Cow Profile Na, K, Cl, Calcium, Phosphate, Magnesium	VDCP	4551B046	8	● or ●	8,349.00
Sample Legend: ● Serum gel separator tube ● Plain tube ● Fluoride Tube					

## AVIAN, FISH & REPTILE PROFILES

TEST	TEST MNEMONIC	BILLING CODE	TAT (hours)	SAMPLE TYPE	STANDARD PRICE (KES)
Avian/Reptile General Health Profile AST, CK, TP, ALB, Na, K, Cl, Gluc (Random/Fasting), Calcium, Phosphate, Globulin, Uric Acid	VARGHP	4551B047	12	● or ● or ● + ●	14,349.00
Fish General Health Profile AST, CK, TP, ALB, Na, K, Cl, Globulin	VFGHP	4551B048	8	● or ● or ●	8,849.00
Sample Legend: ● Serum gel separator tube   ● Plain tube   ● Heparinized Whole Blood   ● Fluoride Tube					



## VETERINARY ENDOCRINOLOGY

Our veterinary endocrinology section allows you to check on your patient's endocrine health with a variety of tests that help in identifying possible endocrine dysfunctions.

### THYROID AND PARATHYROID FUNCTION

TEST	TEST MNEMONIC	BILLING CODE	TAT (hours)	SAMPLE TYPE	STANDARD PRICE (KES)
Total T4	VSTT4z	4482E001	12	● or ●	6,249.00
Free T3 (fT3)	VFT3	4509E001	12	● or ●	4,549.00
Parathyroid Hormone (PTH / Parathormone)	VPTH		12	●	4,549.00

Sample Legend: ● Serum gel separator tube ● Plain tube ● EDTA Whole Blood

### REPRODUCTIVE HORMONES

TEST	TEST MNEMONIC	BILLING CODE	TAT (hours)	SAMPLE TYPE	STANDARD PRICE (KES)
Testosterone	VTESTO	4551E016	12	● or ●	4,549.00
Estradiol	VE2	4503E001	12	● or ●	4,549.00
Progesterone	VPROG	4521E001	12	● or ●	4,549.00

Sample Legend: ● Serum gel separator tube ● Plain tube

### STRESS RESPONSE

TEST	TEST MNEMONIC	BILLING CODE	TAT (hours)	SAMPLE TYPE	STANDARD PRICE (KES)
Dehydroepiandrosterone sulfate (DHEAS)		4500E001	12	● or ●	4,549.00

Sample Legend: ● Serum gel separator tube ● Plain tube

## ADRENAL FUNCTION

TEST	TEST MNEMONIC	BILLING CODE	TAT (hours)	SAMPLE TYPE	STANDARD PRICE (KES)
Random Cortisol	VCORT	4499E001	12	● or ●	4,549.00
ACTH Stimulation Test (2 samples)	VCORTSTIMACTH	9000V033	12	● or ● (basal + 1 / 2 hour post stimulation) Contact laboratory for protocol	14,549.00
Low-Dose Dexamethasone Suppression Test (3 samples)	VCORTDEX	9000V034	12	● or ● (basal + 4-hour + 8-hour post injection) Contact laboratory for protocol	21,849.00
High-Dose Dexamethasone Suppression Test (3 samples)	VCORTDEX	9000V034	12	● or ● (basal + 4-hour + 8-hour post injection) Contact laboratory for protocol	21,849.00
Sample Legend: ● Serum gel separator tube ● Plain tube					

## ENDOCRINE PANCREATIC FUNCTION

TEST	TEST MNEMONIC	BILLING CODE	TAT (hours)	SAMPLE TYPE	STANDARD PRICE (KES)
Random Insulin	VINSR	4485E002	12	● or ●	4,549.00
Fasting Insulin Combine with a fasting glucose sample collected as required	VINSF	4485E002	12	● or ●	4,549.00
Sample Legend: ● Serum gel separator tube ● Plain tube					

## VETERINARY MICROBIOLOGY & PARASITOLOGY


















Over the past seven years, we have been studying the market and are now proud to announce that dedicated veterinary microbiology and parasitology services will be offered to our clients beginning July 2023.

**Note 1: Identification of ectoparasites is not available as this is best done in your clinic at the time of sample collection. Photomicrographs can be sent in for identification purposes.**

**Note 2: All swabs submitted for culture and sensitivity should be submitted in transport media. Swabs in transport media are available to our loyal clients. Kindly write to [vet@lancet.co.ke](mailto:vet@lancet.co.ke) for more details. Urine and stool samples should be submitted in sterile containers for culture and sensitivity. Swabs are not recommended for this purpose.**

**Note 3: Mycological analysis requires a separate sample submission if the primary sample will be used for bacterial culture.**

**Note 4: Antibigrams come standard for any pathogenic bacteria isolated.**

TEST	TEST MNEMONIC	BILLING CODE	TAT (hours)	SAMPLE TYPE	STANDARD PRICE (KES)
Urinalysis only		4551M051	24	 Urine	849.00
Urinalysis and Urine Culture		4551M037	120	 Urine	3,149.00
Faecal Concentration Method		3883M006	24	 Stool	849.00
Faecal Flotation (available from July 2023 in Kenya)			24	 Stool	1,049.00
Faecal Culture		9999M084	120	 Stool	3,649.00
Eye Swab Culture		4551M048	120	 indicate side	3,649.00
Ear Swab Culture		3895M027	120	 indicate side	3,649.00
Nasal Swab Culture		4551M012	120	 indicate side	4,949.00
Throat Swab Culture		3895M027	120		3,649.00
Pus Swab Culture		4551M034	120	 indicate site	3,149.00
Body Fluid Culture		9999M071	120	 or 	3,549.00
Joint Fluid Culture including Crystals		9999M072	216	 indicate site	5,349.00
Vaginal Swab Culture		4551M014	120		3,849.00
Cervical Swab Culture		9999M066	120		3,849.00
Tissue Culture		9999M070	216	 specify tissue	4,749.00
Blood Culture – Aerobic & Anaerobic		4551M049	216	contact laboratory	7,349.00
Milk Culture (available from July 2023 in Kenya only)			216	 milk	3,849.00
Sample Legend:  Urine  Stool  Swab in transport media  Fluid  Tissue  Blood culture bottle					













TEST	TEST MNEMONIC	BILLING CODE	TAT (hours)	SAMPLE TYPE	STANDARD PRICE (KES)
Fungal Microscopy (KOH Digestion)		3867M037	72	♥ hair / scrappings (no mineral oil)	1,449.00
Fungal Culture		4551M052	720	Contact Laboratory	3,649.00
Fluid Specific Gravity	VSG		24	● indicate type	849.00
Fluid Cell Count		4401B002	24	● indicate type	2,049.00
CSF Cell Count		4401B002	24	● indicate type	2,049.00
Modified Knott's Technique (available from July 2023 in Kenya only)			24	●	1,949.00
Sample Legend: ● Fluid ♥ Tissue ◻ Milk ● EDTA Whole Blood					



## VETERINARY CYTOLOGY & HISTOPATHOLOGY

With our in-house veterinary pathologists, you get veterinary-specific diagnosis and free consultations regarding your sample submissions. Refer to the **HISTOPATHOLOGY & CYTOLOGY** instructions in this catalogue to ensure you submit an ideal specimen.

TEST	TEST MNEMONIC	BILLING CODE	TAT (hours)	SAMPLE TYPE	STANDARD PRICE (KES)
FNA / Impression Smear Cytology	*CYTVFNA	4551Q001	120	 unfixed, unstained	4,249.00
Fluid Cytology	*CYTVBFW	4551Q001	120	 indicate type	3,249.00
Small Excisional Histopathology (single, less than 1cm <sup>3</sup> )	*HISTVETSML	4551P020	120	 10% formalin	5,449.00
Large or Multiple Excisional Histopathology (multiple, more than 1cm <sup>3</sup> )	*HISTVETLG	4551P021	120	 10% formalin	8,949.00
Small Necropsy Tissue Histopathology (occupying less than 50cm <sup>3</sup> or 1 type of Tissue)	*HISTVETSMLN	4551P024	120	 10% formalin	8,949.00
Medium Necropsy Tissue Histopathology (occupying 50cm <sup>3</sup> to 250cm <sup>3</sup> or 3 types of tissue)	*HISTVETMD	4551P022	120	 10% formalin	10,449.00
Large Necropsy Tissue Histopathology (occupying more than 250cm <sup>3</sup> or more than 3 types of tissue)	*HISTVELG	4551P023	120	 10% formalin	12,649.00
Sample Legend:  FNA / Impression smear (unfixed and unstained)  Fluid  Biopsy / Tissue in 10% formalin					



## VETERINARY SEROLOGY & IMMUNOLOGY

Based on the most accurate technology, our serological and immunological test offering gives you an insight on some of the leading Infectious diseases of companion animals.

TEST	TEST MNEMONIC	BILLING CODE	TAT (hours)	SAMPLE TYPE	STANDARD PRICE (KES)
Canine Ehrlichia Antibody Ehrlichia canis and Enrlichia ewingii Total Antibody	VEHRLICHIA		12	● or ●	8,549.00
Canine Anaplasma Antibody Anaplasma phagocytophila and Anaplasma platys Total Antibody	VANAPLASMA		12	● or ●	8,549.00
Lyme's Disease Antibody Borrelia burgdorferi Antibody	VBORREL		12	● or ●	8,549.00
Canine Vector-borne Disease Screen Canine Ehrlichiosis, Canine Anaplasmosis, Canine Dirofilariosis, Lyme's Disease	VSBAP4DX	4551I046	12	● or ●	8,549.00
Canine Leishmania Antibody Leishmania infantum antibody	VSLEISH	3946I022	12	● or ●	2,649.00
Canine Heartworm Antigen Dirofilaria immitis Antigen	VSHWORM	4551I048	12	● or ● or ●	3,049.00
Canine Parvovirus Antigen Canine Parvovirus type II Antigen	VSPARVO	4551I049	12	■ Stool	3,149.00
Canine Distemper Antigen Canine Distemper Virus Antigen	VDISTEMPER CAN	4551L136	12	● ocular or nasal	2,949.00
Canine Coronavirus Antigen Canine Enteric Coronavirus Antigen	VCANINE-COR	4551L137	12	■ Stool	2,849.00
Canine Adenovirus Antigen Canine Adenovirus Virus type II Antigen	VCANINE- EDENO	4551L138	12	● ocular or nasal	2,949.00
Canine Brucella Antibody Brucella canis LPS Antigen	VCANINE-BRUC	4551L139	12	● or ● or ● or ●	3,349.00
Canine Diarrhoea Screen CPV + CCV + Giardia Antigen			12	■ Stool	14,349.00
Feline Leukaemia Virus Antigen FeLV Antigen	VSFELV	4551I052	12	● or ●	3,449.00
Feline Immunodeficiency Virus Antibody FIV Antibody	ZVFIVAB	4551I045	12	● or ●	3,549.00
Feline Haematogenous Viral Screen FeLV Antigen + FIV Antibody	VSNAP FEL COM	3946I018	12	● or ●	6,949.00
Feline Panleucopenia Virus Antigen FPL Antigen	VFELINE-PANL	4551L140	12	■ Stool	2,749.00
Feline Coronavirus Antigen FCoV type I Antigen	VFELINE- CORON	4551L141	12	● ascetic / thoracic	3,249.00
Feline Calicivirus Antigen FVC Antigen	VFELINE-CALIV	4551L142	12	● ocular or nasal	3,649.00
Sample Legend: ● Serum gel separator tube ● Plain tube ● EDTA Whole Blood ● Heparinized Whole Blood ■ Stool ● Secretions					

TEST	TEST MNEMONIC	BILLING CODE	TAT (hours)	SAMPLE TYPE	STANDARD PRICE (KES)
Feline Peritonitis Virus Antigen FCoV type II Antigen	VPERITONITIS	4551L143	12	■ Stool	2,649.00
Feline Herpesvirus Antigen FHC Antigen	VHERPES-FEL	4551L144	12	● ocular	3,249.00
Toxoplasma gondii Antigen	VTOXOPLASMA	4551L145	12	■ Stool or ● or ●	3,349.00
Toxoplasma gondii Antibody	VTOXO – AB VET	4551L146	12	● or ●	3,349.00
Toxoplasma gondii Screen Toxoplasma gondii Ag + Ab	VTOXSCREEN	4551L147	12	■ Stool + ● or ●	6,649.00
Rotavirus Antigen	VROTAVIRUS	4551I148	12	■ Stool	3,549.00
Giardia Antigen Giardia lamblia Antigen	VSPARVO	4551I049	12	■ Stool	3,149.00
Sample Legend: ● Serum gel separator tube   ● Plain tube   ● EDTA Whole Blood   ● Heparinized Whole Blood   ■ Stool   ● Secretions					





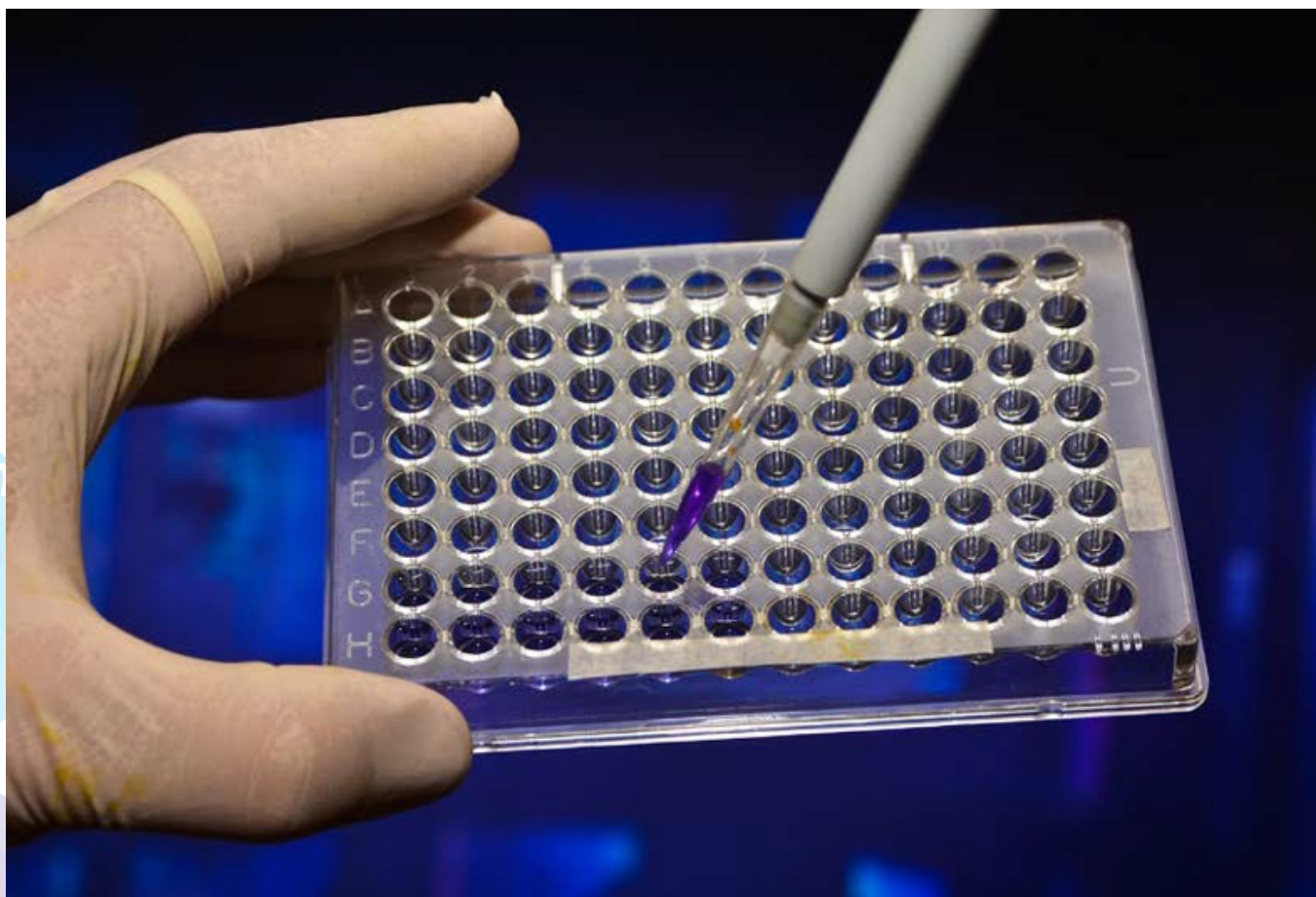
## VETERINARY REFERRAL LABORATORY SERVICES

Pathologists Lancet Kenya has a referral system for specialised tests to IDEXX Laboratories in South Africa. IDEXX Laboratories are world renowned for their referral laboratory services and recently opened a referral laboratory in South Africa to serve the African Continent. Our referral system is made possible thanks to a vast courier network within African countries where Lancet Cerba Africa have a footprint. We also offer courier services for samples to the Onderstepoort Veterinary Institute (OVI) in Pretoria, South Africa.

**Note: The submitting veterinarian must fill out the appropriate referral laboratory request form completely to avoid rejection of samples by the laboratory.**

TEST	TEST MNEMONIC	BILLING CODE	TAT (hours)	SAMPLE TYPE	STANDARD PRICE (KES)
IDEXX Laboratories Total T4			120	● or ●	9,649.00
IDEXX Laboratories Canine TSH			120	● or ●	13,149.00
Rabies Serum Fluorescent Antibody Virus Neutralization			840	● or ●	29,449.00
Courier to OVI	RONDER	9951D002	168	Contact Laboratory	4,049.00
Courier to OVI with originals delivered to the doorstep	RONDER REPORTS	4551R355	168	Contact Laboratory	10,049.00
Any other test	N/A	N/A	Contact Laboratory	Contact Laboratory	4,049.00

Sample Legend: ● Serum gel separator tube ● Plain tube





# CVO's Profile



## Dr. Dhaval Nileshkumar Shah

Dr. Dhaval joined Pathologists Lancet Kenya in September 2015 as a consultant to grow the veterinary laboratory business. In April 2017, Dr. Dhaval was appointed as the veterinary pathologist and Chief Veterinary Officer at Pathologists Lancet Kenya. Since then, he has added several portfolios under his docket, including water testing and media production.

Dr. Dhaval holds a Bachelor of Veterinary Medicine degree from the University of Nairobi and a Master of Science degree in Veterinary Pathology and Diagnostics from the same institution. He is a registered Veterinary Surgeon with the Kenya Veterinary Board and a member of the Kenya Veterinary Association (Nairobi Branch) and the Kenya Small and Companion Animal Veterinary Association.

# CEO's Profile




## Ms. Mwende Musunga

Ms. Mwende Musunga is the Group CEO of the Lancet Group of Laboratories East Africa, having been appointed to the role in June 2021.

Prior to her appointment, Ms. Musunga had been the CEO of Laborex Kenya Limited, a role she held for 4 years. Prior to that, she had served in various managerial positions at Laborex, including Deputy CEO for 2 years, Sales and Marketing Director for over 3 years, and Sales and Marketing Manager for over 3 years.

Before her role at Laborex, Ms. Musunga worked at Novartis, a global healthcare company, as a Sales Manager for East and Central Africa.

Ms. Musunga has a BSc degree in Biochemistry from Kenyatta University and is currently undertaking an MBA from the Strathmore Business School.





**Email:** [info@cerbalancetafrica.co.ke](mailto:info@cerbalancetafrica.co.ke)

**Website:** [www.cerbalancetafrica.ke](http://www.cerbalancetafrica.ke)

**Phone:** 0703 061 000

**Address:** P.O Box 117-00202 Nairobi

**Twitter:** [@lancetkenya\\_plk](https://twitter.com/lancetkenya_plk)

**Facebook:** Pathologists Lancet Kenya

**Instagram:** [@pathologists\\_lancet\\_kenya](https://www.instagram.com/pathologists_lancet_kenya)

**LinkedIn:** Pathologists Lancet Kenya