




Price Catalogue

2022



Auto-email

MobileApp

PathPortal

Care Card

TABLE OF CONTENTS

Table of Contents	3
Using This Test Catalogue	4
Executive Summary.....	5
About Pathologists Lancet	6
Our Milestones	7
Key to Icons	8
Specimen Collection Tubes.....	9
Specimen Collection Techniques.....	10
Order of Draw	11
Specimen Labeling.....	12
Proper Packaging	13
Histopathology & Cytology.....	14-15
Range of Tests	16
Interpretative Reporting.....	17
Pathologists Lancet Kenya ICT Innovations.....	18
Our Pathologists Team.....	19
Our Branch Network.....	20-21
Notes	22-24
A - Z Test List with Prices.....	25-90
CEO's Profile.....	91

USING THIS TEST CATALOGUE

This Test Catalogue with Prices 2022 is aimed at providing handy information on common tests that we undertake at Pathologists Lancet Kenya Laboratories, as well as information on sample type and specimen handling.

The tests in the A-Z List are listed alphabetically using nomenclature that is commonly applied in Pathologists Lancet Kenya and the test billing codes.

Details provided on test samples relate to the analytical methods employed by the specific performing lab site of Pathologists Lancet Kenya in the region or area served.

Turn around-times (TAT) shown are from the time the samples get to the perform site laboratory. These may be prolonged by factors beyond the TAT due to delays beyond our control.

The prices stated are indicative standard rates that have been aligned as far as possible to the Medical Practitioners and Dentists Board (MPDB) guidelines, being the prevailing fee schedule for the year. Negotiated and discounted prices are individualised to customers and clients.

The Pathologists Lancet Kenya group offers a wide range of over 4,000 tests. Not all tests are included in this A-Z Test catalogue. Further information on tests not herein can be obtained through our Customer Service Centres. Request forms with proforma tests are available on our

websites or through our customer service team.

Whilst every effort has been made within reasonable accepted standards in preparing this Test Catalogue such that it bears accurate and updated details as at the time of publishing it, we nevertheless are unable to make any warranties that the information given herein is totally free from errors.

Pathologists Lancet Kenya will not accept liability for any direct, indirect, incidental or consequential losses arising from any inaccuracies or omissions in this Test Catalogue. Users of this Catalogue are strongly advised to pay careful attention to the details of the information provided, and to check with the laboratory in case of any concerns.

We wish to point out that where discrepancy occurs between what is contained herein and what is on record on our laboratory information system (LIS), it is the latter that takes precedence. We further wish to indicate that the information may be subject to change as we reserve the right to make changes in order to conform to current circumstances and standards in the company.



EXECUTIVE SUMMARY

For the sixth year running, we at Pathologists Lancet Kenya have harmonized our prices to the Medical Practitioners and Dentists Board (MPDB) Professional Fees, of which the latest Fees Guideline was gazetted in mid-2016.

We strongly believe the MPDB Fees Guideline as gazetted by the Ministry of Health provides the medical industry, particularly the private sector, with a rationalized point of reference to inform charges and discourage irrational undercutting or overcharging.

In the reviewed Pathologists Lancet Kenya standard prices for 2022, some of the charges have been adjusted downwards compared to our previous prices in 2021, others have remained more or less the same, while others have been adjusted upwards – all factoring in inflation, our operation's input costs and the MPDB codes.

Our standard prices are thus aligned to the latest MPDB Fees Guideline, even as we remain committed to offering the highest quality of service at competitive prices. Every effort has been made to keep the standard prices close to the lower percentile in the MPDB Fees Guideline – as far as possible.

The standard prices are published in our "Pathologists Lancet Kenya Test Catalogue with Price List 2022" to ensure transparency for our patients, doctors, customers and clients. The PDF format is designed to allow ease of look up either alphabetically or through the search function whereby one can type the name of the test to look it up.

The Test Catalogue contains about 2,000 common routine, specialized and esoteric tests out of over 4,300 tests that we offer in our test menu. For those tests not listed in the Test Catalogue, the individual test charges can be obtained from our Customer Service team via email

(customerservice@lancet.co.ke) or phone (0703061000).

These prices are standardized across the country as the rack rate, including for cash paying patients. For referring hospitals, clinics, corporate clients, insurances, research groups and other entities that have contracts with us, the revised charges will be effected as per the terms of of the respective service level agreements (SLA) including any corporate discounts applicable. More information on pricing and contracts can be obtained from pricing@lancet.co.ke.

Select category of patients will continue to benefit from subsidized rates including patients from Public Health Facilities/Mission Hospitals who are charged a KE LOW rate; and Pathologists Lancet Kenya Care Card holders who are regular repeat customers who enjoy special discounts on various tests particularly for diseases such as HIV, endocrinology, renal, diabetes and cancer under our Care Card Chronic Disease Management (CC-CDM) programme.

We look forward to continuing a long and happy association with you through our dedication to serving all our patients with quality and excellence.



ABOUT PATHOLOGISTS LANCET KENYA

World-class medical diagnostic for Africa

Pathologists Lancet Kenya Limited is part of Cerba Lancet Africa, a Joint Venture between Cerba Healthcare and Lancet Group of Laboratories. Cerba Lancet Africa operates a network of 170 sites across 12 countries: Botswana, Gabon, Ghana, Kenya, Mozambique, Nigeria, Rwanda, Swaziland, Tanzania, Uganda, Zambia and Zimbabwe. With its African network of more than 100 ISO-accredited laboratories, employing over 1,500 workers serving more than 1.7 million patients a year, Cerba Lancet Africa is now the leading force in local clinical pathology and medical diagnosis in Africa and is part of an internationally accredited pathology laboratory, the Cerba Lancet Africa Group.

We provide vital diagnostic, monitoring and screening testing from routine to specialized and esoteric tests through standalone laboratory facilities and in partnership with other institutions/organizations. Our services are offered to doctors and their patients directly through clinics and hospitals, industrial & corporate sectors, insurances, and outreach programmes. We also serve clinical trials and research groups and have engagement with governmental and NGO agencies through public-private-partnerships.

We have distinguished ourselves in offering specialized pathology services including in Anatomic Pathology (Histopathology/Cytopathology/Immunohistochemistry), PCR and Genetic tests for oncology and infectious diseases, Tuberculosis testing, Microbiology, Endocrinology, Clinical Chemistry, Coagulation assays, Haematology, Toxicology and Occupational Health tests. Pathologists Lancet Kenya is owned as a traditional medical partnership, where pathologists lead the provision of professional diagnostic

pathology services. The Pathologist's role is not only to ensure the quality and validity of investigations, but also to offer consultative services to doctors, healthcare managers and administrators in the insurance and industrial sectors.

Doctors and clients can choose to receive results via a number of modes including hardcopy and automatic emails, and innovative Mobile App and Pathportal that are electronic formats which provide very rapid delivery of results to a smartphone and computer respectively.

In complimenting government efforts to combat the spread of COVID-19 pandemic and in line with our theme this year, giving back to the community, we have joined other business leaders in supporting workers and communities affected by the COVID-19 pandemic. This practice is in line with our vision as a member of the United Nations Global Compact (UNGC) Kenya Chapter since 2012, which has identified environment, human rights, anti-corruption and sustainable labor practices as focus areas together with commitment to the Sustainable Development Goals (SDGs).

















ISO ACCREDITATION

Committed to providing diagnostic excellence, we at Pathologists Lancet Kenya adhere to international criteria set out according to ISO Standard 15189 in all our service points.

Our main laboratory is ISO15189 certified and accredited by SANAS since 2010, while our other key branch laboratories are accredited by KENAS.


































OUR MILESTONES

October	2008	Idea conceived	
February	2009	Business registered	
May	2009	Main Lab construction started	
October	2009	Operations in Kenya launched	
September	2010	Mombasa lab launch	
March	2011	1st in-hospital branch at Eastleigh	
February	2012	UNON tender	
October	2012	Tanzania subsidiary operations commenced	
December	2012	1st FBO Hospital at Tawfiq Malindi	
June	2013	Pathologists Lancet Kenya Housing Cooperative Society formed	
June	2013	Mobile App launch	
February	2014	Vol PPP Lab	
May	2014	Acquisition of Uganda subsidiary	
October	2014	Marking our 5th year anniversary	
August	2015	Partnership with IDEXX for Animal Health Tests	
October	2015	Commencement of Rwanda subsidiary	

KEY TO ICONS

Sample Legend

	ACD (Yellow Top)		EDTA (Purple Top)
	Serum (Red Top Sp)		Flouride (Grey Top)
	Serum (Gold Top gd)		Heparin (Green Top)
	Bone Marrow Aspirate		PINK EDTA(Pink Top)
	Citrate (Light Blue Top)		Serum
	Amniotic Fluid		Sputum
	Bone Marrow Trepine		Stone
	CSF		Tissue Form
	Feaces		Tissue Sample
	Fluid		24 Hour Urine
	Pus		Urine sample (Container Wrapped In Foil)
	Random Urine		Tissue Block
	Blood Culture		
	Swab		
	Smear		
	Slide		
	Screen		
	Contact the lab for more details		



SPECIMEN COLLECTION TUBES

Choosing the correct sample & container

Serum separator tube (SST)

The gold-top SST is the preferred container for Serum samples used in chemistry and serology. It contains separator gel. Inversions ensure mixing of clot activator with blood, which requires 30 minutes. NB: It should preferably not be used for certain toxicology or drug tests.

Red top tube

Unlike SST this doesn't have a separator gel but contains a clot activator. Takes longer to clot. Inversions ensure mixing of clot activator with blood and clots within 60 minutes. It is preferred for toxicology and drug testing. It is not recommended for blood banking. May be used for chemistry and serology serum samples in place of SST.

Citrate Tube

The light blue top tube contains 0.105 M sodium citrate (3.2%) as anticoagulant. It is used for coagulation determinations. Inversions prevent clotting. May require to be chilled. Check with the lab for recommended procedures for collection and transport

Heparin Tube

The green top tube contains sodium heparin or lithium heparin as anticoagulant. It is used mainly for plasma samples for certain chemistry tests. Also used for flow cytometry samples. Tube inversions prevent clotting.

EDTA Tube

The purple / lavender top K2 EDTA tube is used for whole blood for haematology. It is also used for HbA1C and various tests where EDTA plasma is required. Inversions prevent clotting.

Blood smears from whole blood

Whole blood EDTA samples start to degrade as soon as the blood is in the tube. To preserve cell morphology, a blood slide should be prepared soonest possible. The unstained air-dried blood slide should be submitted along with the purple top tube. Blood smears made at the time of blood collection help avoid platelet clumping problems and allows more accurate platelet interpretation

Fluoride tube

The grey top tube is used mainly for glucose determinations. It contains sodium Fluoride as an antiglycolytic agent and EDTA as an anticoagulant. Inversions ensure proper mixing of the additive with the blood

ACD Tube

This yellow top tube contains liquid acid citrate dextrose (ACD) as a cell preservative. It is used mainly for blood bank studies and HLA phenotyping samples.

Please contact the lab for more information on specimen containers and collection instructions. You may order for free supply of consumables through the lab or our customer service team.

SPECIMEN COLLECTION TECHNIQUES

Using needle holder

It is preferred to use a One-Use Holder which allows free flow of blood directly into the vacutainer. The vacutainer tube has a vacuum that is designed to pull in the exact required volume of blood, thus lets the blood flow freely into it without additional push.

Using syringes

When using syringes, access the largest vein possible and try to get a good free flow of blood into the syringe. Slow flow or difficult flow lead to red cell lysis which affects blood count results and chemistry, and may lead to sample rejection. The syringe should be emptied immediately into the vacutainer tube as blood quickly degrades or clots inside the syringe. Blood that has clotted in the syringe shouldn't be forced into the vacutainer tube. This may lead to lysis of the blood once in the tube.

Order of draw

The tubes should be filled as per the order of draw which maximises on the quality of sample and prevents carry-over of additives (see order of draw on the opposite page).

Volume of blood in tube

The right volume should be filled in each tube and not overfilled or underfilled. The correct volume ensures a proper ratio of blood to the additives. An underfilled EDTA tube leads to excess EDTA that affects cell morphology.

Centrifuging

Centrifugation is important to obtain serum or plasma once blood is collected. For serum, the blood must be allowed to fully clot before tubes are centrifuged, otherwise the sample collected will be plasma instead of serum if centrifuged too soon. Serum samples in red top tube need to be aliquoted separately but SST tube has a gel separator thus can be submitted without aliquoting.

Supply of consumables for referral samples

You may order for free supply of consumables through the lab or our customer service team. Please contact the lab for more information on specimen containers and collection instructions.

Haemolysis

Difficult blood collection may induce red cell lysis (haemolysis) that may not be apparent at the time of collection and only manifest much later when sample is being submitted to the reference lab. Haemolysis interferes with some analysis in haematology, chemistry and PCR thus hemolysed samples may be rejected.

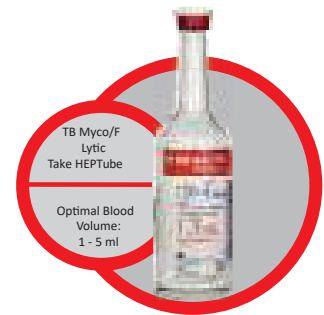
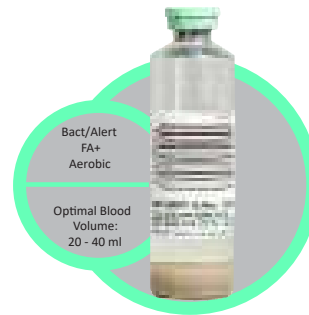
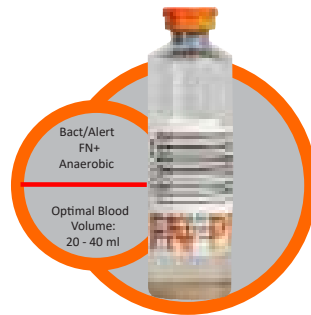
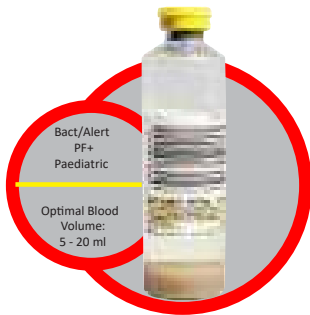
For serum check the chart below for assessing haemolysis after centrifuging.

Visual Comparison of Haemolysis



ORDER OF DRAW

Colour Coding & Use



Check all Expiry Dates

Order of Draw			
Colour Code	Tube Type	Inverting (Tilt)	Special Instructions / Examples of Tests
As Above	Blood Culture	8 - 10 Times	MICROBIOLOGY: BLOOD CULTURES AS PER PROTOCOL
	Sodium Citrate Blue Top	3 - 4 Times	COAGULATION: PI's and PTT's, Protein C, Protein S, Factor assays, VWF, etc. Tubes must be full Must be delivered to the laboratory asap (within 2 hours).
	Serum/ Plain Red	5 - 6 Times	USED FOR COMPAT'S. (SITE DEPENDENT) (AS SUPPLIED BY SANBS).
	Serum/ Gold SST	5 - 6 Times	SEROLOGY/CHEMISTRY/ENDOCRINOLOGY/IMMUNOLOGY: HIV ab's, INSURANCE HIV TEST, UEC, LFT, CA+, MG, PO4, FRUCTOSAMINE, HORMONE PROFILES, SEROLOGY, DRUG LEVELS (SERUM), LIPOGRAM, URIC ACID, etc.
	Heparin	8 - 10 Times	S-MYOGLOBIN, TROPONIN-T, D-DIMERS QUALITATIVE (SITE DEPENDANT). CYTOGENETIC TESTS e.g. KARYOTYPING
	EDTA / PURPLE	8 - 10 Times	HAEMATOLOGY/PCR/CHEMISTRY: FBC, ESR, HbA1c, HLAB27, MALARIA SCR., BLOOD-GROUPS, CD4 COUNT HIV QUALITATIVE, (HOMOCYSTEINE - ON ICE, ACTH - 2X ON ICE), LEAD LEVELS etc.
	EDTA K2 / PINK (BRIGHT)	8 - 10 Times	PCR: HIV VIRAL LOAD ONLY
	ACD Acid Citrate Dextrose	8 - 10 Times	ASHKENAZI JEWISH CARRIER TEST (SEND AWAY)
	GREY/ Fluoride	8 - 10 Times	CHEMISTRY: GLUCOSE (blood sugar), LACTASE.
	Histology Bottle/Bucket		HISTOLOGY ONLY: REMOVAL OF WARTS, NODULES, APENDECTOMY etc. Theatre : HYSTERECTOMY (UTERUS), MASTECTOMY, PROSTATECTOMY, etc.
	Urine Specimen Bottle Green Top		MICROBIOLOGY/CYTOLOGY/MYCOLOGY : URINE, BRONCHIAL / KNEE FLUIDS, SPUTUMS, URINE DRUG TESTS, KIDNEY STONES, FLUIDS, SKIN SCRAPINGS URINE MUST REACH THE LAB IN 2HOURS OR BE REFRIGERATED. PLEASE MAKE SURE THAT CAP IS SCREWED ON TIGHTLY!
	Tan / White Top CSF Tube		CSF tests (MCS, CHEMISTRY, BACTERIAL ANTIGENS, CYTO, RPR etc.)

For queries on any other tests please contact our Call Centre on +254 0703 061 000 or email us at Info@lancet.co.ke

SPECIMEN LABELING

& Completion of Request Forms

Specimen labels

The specimen tubes or container should each be labelled with the patient's name as it appears on the request form submitted with the specimen. The date of collection and gender should also be included. The label should be legible. If affixed, ensure it is securely attached. If handwritten, use black or blue inked pen. For microbiology and histology/cytology specimens indicate the site from which the specimen was obtained (e.g. pleural fluid, breast, etc).

Aliquot / Transferred specimen

If the specimen is an aliquot transferred to a non-primary tube, please indicate the specimen type (e.g. serum, plasma or urine).

Request form completion

The request form should be comprehensively filled. If submitting with a Pathologists Lancet Kenya request form, ensure that all the sections are duly completed. Pathologists Lancet Kenya request forms can be obtained from the lab through our Customer Service Team.

Minimum information required includes:


- Patient unique identifiers such as name, reference, ID and telephone number.
- Patient demographic details including gender, date of birth and address.
- Details of the requesting doctor.
- Tests to be done.
- Date, time and source of sample collection.
- Relevant clinical information.

New generation request forms

As part of our continued effort to meet client expectations, we have introduced a wide range of new generation request forms that are customised for different users and specialties.

The request forms include:

- General problem form for GPs
- Specialist forms for Gynaecologists, Surgeons, Paediatricians, Oncologists, Urologists, Dermatologists and other specialists
- We also have retained our traditional universal form which has been made less congested but still bears a wide tests scope.
- Research clients and dedicated client clinics are able to order custom-made forms specific to their test profiles.
- To get a new generation or customised form, contact customerservice info@lancet.co.ke



UNIVERSAL REQUEST FORM

Referring Doctor <input style="width: 90%;" type="text"/>	Copy Doctor <input style="width: 90%;" type="text"/>	Copy Doctor <input style="width: 90%;" type="text"/>
---	--	--

Patient Details	Person Responsible For Payment of Account
Patient ID no <input style="width: 100%;" type="text"/>	I.D NO <input style="width: 100%;" type="text"/>
Patient surname <input style="width: 100%;" type="text"/>	Surname & Initials <input style="width: 100%;" type="text"/>
Patient initials & first name <input style="width: 100%;" type="text"/>	First Name <input style="width: 100%;" type="text"/>
Patient Date Of Birth <input style="width: 100%;" type="text"/>	Postal Address <input style="width: 100%;" type="text"/>
Hospital /folio number <input style="width: 100%;" type="text"/>	Telephone No @ <input style="width: 100%;" type="text"/>
Nationality <input style="width: 100%;" type="text"/>	Email <input style="width: 100%;" type="text"/>
Patient Cell No <input style="width: 100%;" type="text"/>	Employer <input style="width: 100%;" type="text"/>
Patient Email <input style="width: 100%;" type="text"/>	Medical Aid Name <input style="width: 100%;" type="text"/>
Department <input style="width: 100%;" type="text"/>	Med Aid #/cash receipt <input style="width: 100%;" type="text"/>
Work Station <input style="width: 100%;" type="text"/>	Authorisation# <input style="width: 100%;" type="text"/>
Telephone / Fax Number <input style="width: 100%;" type="text"/>	Dependent code <input style="width: 100%;" type="text"/>
Collection Date <input style="width: 100%;" type="text"/>	Patient Membership Card <input style="width: 100%;" type="text"/>
Venesectionist <input style="width: 100%;" type="text"/>	ACC NO <input style="width: 100%;" type="text"/>
<input type="checkbox"/> Submitted	

Patient/guardian signatures:
 my signatures indicates my understanding of and my agreement to comply with the terms of the legal declaration ,provide consent for the processing of personal information and the releasing of tests results as documented on the back of this form. I give consent for tests results as documented on the back of this form, I give consent for tests and guarantee payment of any amounts.

ICD 10 Codes: <input style="width: 90%;" type="text"/>	Clinical Drug information <input style="width: 90%;" type="text"/>	Other tests <input style="width: 90%;" type="text"/>
--	--	--

Patient MR#

Lung/Kidney/Skeleton J169 <input type="checkbox"/> U&C/Creatinine K170 <input type="checkbox"/> Urea& Creatinine MA02 <input type="checkbox"/> Creatinine Clearance AS161 <input type="checkbox"/> Potassium F166 <input type="checkbox"/> Sodium S130 <input type="checkbox"/> Calcium D384 <input type="checkbox"/> Phosphate X158 <input type="checkbox"/> Magnesium (serum) K128 <input type="checkbox"/> Magnesium (IBC) L171 <input type="checkbox"/> Uric acid L247 <input type="checkbox"/> Protein 24hr Urine H685 <input type="checkbox"/> Protein /creatinine ratio G121 <input type="checkbox"/> Alpha -1 Antitrypsin A115 <input type="checkbox"/> ACE	Heart and Muscle F9 <input type="checkbox"/> Chest pain profile H188 <input type="checkbox"/> Troponin V141 <input type="checkbox"/> CK F9 <input type="checkbox"/> CKMB K600 <input type="checkbox"/> Myoglobin F129 <input type="checkbox"/> homocysteine (fasting)(on ice) K284 <input type="checkbox"/> Ultrasensitive CRP W554 <input type="checkbox"/> Pro BNP	Autoimmune N334 <input type="checkbox"/> Rheumatoid factor W593 <input type="checkbox"/> Anti CCP A096 <input type="checkbox"/> ANA-Includes pattern HS84 <input type="checkbox"/> dsDNA -specific G282 <input type="checkbox"/> c-ANCA/p-ANCA W476 <input type="checkbox"/> Auto-Immune hepatitis (SM AB, LKM -1, SLA) C811 <input type="checkbox"/> Celiac disease Z424 <input type="checkbox"/> HLA B27 Z424 <input type="checkbox"/> CTD screen	Glucose Metabolism G144 <input type="checkbox"/> Glucose- Fasting H145 <input type="checkbox"/> Glucose-random T407 <input type="checkbox"/> GTT 2hr 75g -standard L148 <input type="checkbox"/> HBA1C/Glycosylated Hb K958 <input type="checkbox"/> Microalbumin-urine	Liver/Pancreas /GIT T158 <input type="checkbox"/> LFT - Full Profile L125 <input type="checkbox"/> Bilirubin-total(inc) K126 <input type="checkbox"/> Bilirubin-neonatal (SB) E119 <input type="checkbox"/> Alkaline phosphate K124 <input type="checkbox"/> Amylase F782 <input type="checkbox"/> AST B234 <input type="checkbox"/> ALT F143 <input type="checkbox"/> Gamma GT V156 <input type="checkbox"/> LDH F143 <input type="checkbox"/> Lactate-on ice Q118 <input type="checkbox"/> Alcohol	Coagulation F373 <input type="checkbox"/> Anti-phospholipid Ab D881 <input type="checkbox"/> D-Dimer -quantitative Z967 <input type="checkbox"/> DIC screen C393 <input type="checkbox"/> Fibrinogen K006 <input type="checkbox"/> Limited bleeders screen K325 <input type="checkbox"/> Lupus inhibitor B369 <input type="checkbox"/> P/INR F401 <input type="checkbox"/> P/INR dosage C370 <input type="checkbox"/> PTT K006 <input type="checkbox"/> Thrombosis arterial T968 <input type="checkbox"/> Thrombosis scr- venous
Lipid Metabolism W134 <input type="checkbox"/> Lipogram F9 <input type="checkbox"/> Cholesterol only F9 <input type="checkbox"/> Cholesterol /HDL K892 <input type="checkbox"/> LDL- measured G167 <input type="checkbox"/> Triglycerides	Bone Turn over R778 C <input type="checkbox"/> C-terminal crosslinks- fasting E120 <input type="checkbox"/> Bone specific alk.phos G400 <input type="checkbox"/> Osteocalcin on ice K227 <input type="checkbox"/> Parathormone R994 <input type="checkbox"/> Vitamin D	Switchboard Numbers +254 703 061 000 +254 729 110 110 +254 736 493 100			

Follow us on
 Pathologists Lancet Kenya -PLK
 @lancetkenya_plk
 www.cerbalancetafrica.ke



PROPER PACKAGING

& Minimising Exposure

Packaging of specimen for transportation

Before packaging the specimens, ensure that the cap of the tube or lid of the container is tightly secured so that there is no leakage. Place the specimen in a zip-lock or equivalent specimen plastic bag that is leak proof.

The specimen should be in a separate pouch from the request form. The specimen bags should then be placed in a protective outer bag or box that should be sealed and labelled with the sender's and receiving laboratory's shipment address.

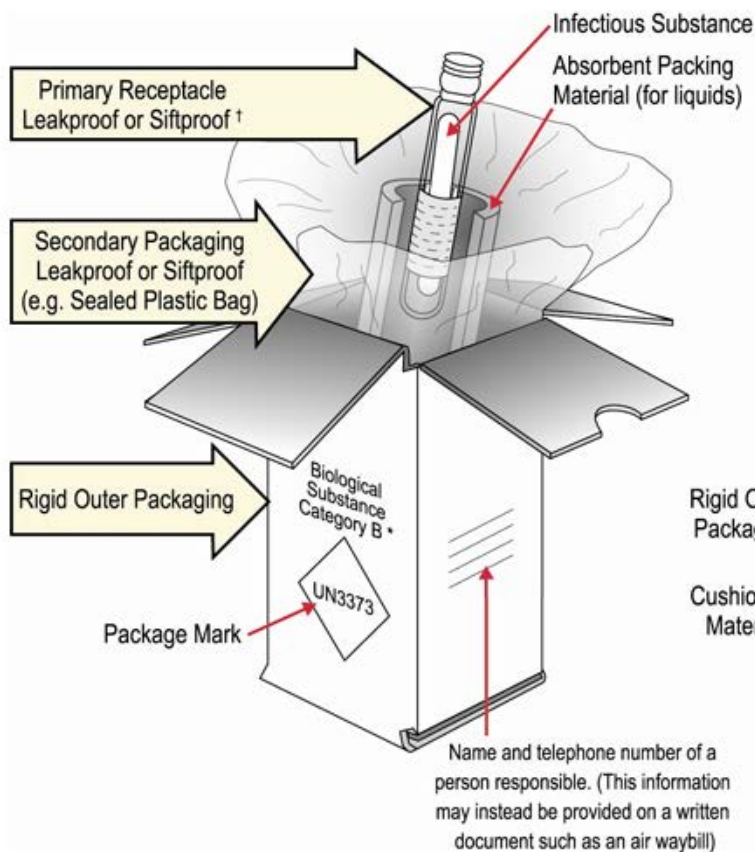
Where ice is required, this should be placed in the outer bag or box surrounded by an appropriate insulating material.

Proper packaging and minimising exposure

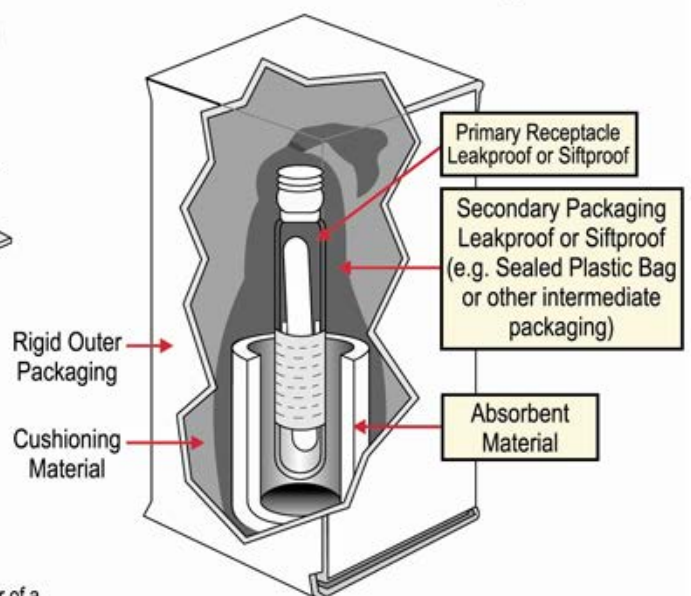
Human samples are deemed potentially infectious, while some are higher risk e.g. sputum, pus and fluids, particularly if not properly packaged and carefully handled may pose a hazard to the personnel who handle them and members of the public who may be exposed to them.

It is important to note that not all those who encounter the package may be well trained on handling infectious substances thus care must be taken to minimise the risk of infection from package samples which should be as per international standards that prevent leakage. The IATA standards require 3 layers of protection and use of absorbent material with packaging in a sturdy box.

(Please see diagram guide).



Cross Section of Closed Package



HISTOPATHOLOGY & CYTOLOGY

Histopathology specimens and tests require special considerations as per the notes below:

Histopathology requestform

There is a special request form for Histopathology which provides for details of anatomical site and clinical details. Please contact the lab for the customised request forms. Additional relevant information includes appearance and distribution of lesions, duration of the condition, biopsy sites, prior reports and treatments. It is advisable to include the primary doctors contact details.

Bone specimens

A radiology report and radiological films must be submitted for all bone specimens. The TAT for bone specimens depends on fixation, and may extend to a couple of weeks on average.

Histopathology charges

- Charges are determined by size of the tissue/ organ or number of biopsy specimens, which in turn produces the tissue blocks, usually classified as small (1-2 blocks), medium (3-5 blocks) or large (>5 blocks).
- Some particular biopsies have special prices due to the nature of processing and stains required e.g. renal biopsies.

Immunohistochemistry (Immunoperoxidase)

Immunostaining involves a special technique of staining using various specific antibodies and detection system with histopathology evaluation done on tissues submitted. The charges depend on the number of antibodies stains done. These are advised by the pathologist after reviewing the case. Please contact the lab for details.

Specimen submission guidelines

- Place specimens in a wide necked container (approved for use with formalin), with the ratio of formalin to tissue >10:1
- Submit entire lesions and tumours with adjacent excised tissue.
- For rapid fixation of larger lesions and tumours, cut a section 0.5-1cm wide through the centre of the specimen.
- Open hollow organs, such as intestines, prior to placing them in a fixative.
- Small fragile specimens (bonemarrow, Tru-cut liver or kidney) can be wrapped in a gauze envelope so that they do not disintegrate during transportation due to mechanical disruption.
- Alert the lab on urgent samples.

Specimen container & formalin

It is recommended to follow the 10:10:10 rule which is summarised as use 10% formalin at 10:1 ratio in terms of volume of formalin to biopsy volume; and a tissue section not more than 10mm thick to allow for easy fixation.



HISTOPATHOLOGY & CYTOLOGY

Turn-around time (TAT)

Histopathology involves specimen grossing (cut up), processing, tissue preparation and slide evaluation by the histopathologist who may require special stains to complete the evaluation. On average, the TAT from receipt of the specimen to completion is 3-5 days. Urgent small samples can be evaluated in 1-2 days. Additional fixation or steps such as special stains or decalcification would prolong the TAT. The lab usually notifies of any inadvertent delays. Please contact the lab for more information when reports delay. No cancellation charge is applied if cancellation is requested prior to processing, but once processed, a fee is charged. Repeat samples may be processed at subsidised costs. Please contact the lab for supply of specimen containers and 10% buffered formalin.

Immunofluorescence

Immunofluorescence is done on specially submitted samples which shouldn't be fixed in formalin. Please contact the lab for special transport media for immunofluorescence samples and the charges which are based on type of biopsy and number of stains done e.g. renal or skin.

Electron microscopy

Electron microscopy is done on specially fixed samples using glutaraldehyde fixative on biopsies fixed immediately after removal from the patient. Please contact the lab for

more details.

Fine Needle Aspiration (FNA)

Specimen should be submitted as air-dried and alcohol fixed slides in a slide holder with no cover slip. The slides should be stored at room temperature and protected from temperature extremes. Formalin shouldn't be used on FNA samples. Specimen shouldn't be submitted in a syringe. If fluid, submit in a sterile plain fluid container. The request form should include details of the anatomic location (e.g., cutaneous, subcutaneous, deep tissue, intra-thoracic, intra-abdominal), size, shape, consistency, symmetry, definition of borders, clinical history –duration of lesion, progression of lesion, treatment and response to therapy, radiographic and ultrasonographic findings.

Pap smears (Conventional)

Pap smears should be collected with the special collection kit which has the slide, slide holder and fixative. Please contact the laboratory for supply of the kit.

Pap smears (Liquid based)

Liquid based cytology (LBC) samples require a special liquid for the sample to be transported and processed. Please contact the laboratory for supply of the LBC media and collection kit.



RANGE OF TESTS

& Scope of Services

Scope of Services

Pathologists Lancet Kenya is an ultra-modern independent laboratory practice registered and licensed by both the Kenya Medical Practitioners & Dentist Council (KMPDC) and the Kenya Medical Laboratory Technicians and Technologists Board (KMLTTB) as a medical pathology laboratory. Pathologists Lancet Kenya is part of Cerba Lancet Africa (CLA), a leading laboratory medicine and pathology service provider in Africa.

We have more than 40 service points across the country with more than 3 operational 24 hours a day.

We carry out diagnostic, monitoring and screening tests that vary in complexity from routine, specialised to esoteric tests across haematology, coagulation, routine and special chemistry, routine and special serology, clinical microbiology, molecular microbiology, histology, cytology, flow cytometry, andrology, occupational and wellness testing among others.

Our laboratory is fully automated, and all tests are carried out as per the ISO 15189 international standards with clinical oversight supervision by in-house pathologists.

We recently introduced Veterinary Diagnostics Tests in partnership with IDEXX Laboratories allowing us to offer veterinary-specific haematology and clinical chemistry using dedicated analysers specially calibrated for animals.

Our veterinary diagnostic services also encompass specialised veterinary histopathology and cytopathology by an in-house veterinary pathologist who also does veterinary necropsy.

Through our partnership with IDEXX, we are also offering

water microbial testing with patented innovative technology that ensures better quality results and considerably faster TAT of <24 hours.

For more information, contact vet@lancet.co.ke or see our Vet Lab Test Brochure available through our customer service representatives.

Our test menu extends beyond 4,000 routine, specialized and esoteric tests. Some of the areas where CLA has distinguished itself internationally include:

Molecular Biology/PCR: We have the largest molecular testing laboratory network in Africa.

Histology and Cytology: We offer quality, fast and accurate microscopic studies of tissues and cells using advanced technology.

Flow Cytometry: We have automated methodology for typing of leukemia and lymphoma.

Haematology: We offer methodology for typing of leukaemia and lymphoma.

Microbiology: Our microbiology laboratory is able to offer consistent quality results in bacteriology, mycology and virology.

Chemical pathology:-The department is highly automated and provides interpretative reports for all relevant tests to aid the doctors and patient.

Toxicology: Detection and quantification of drugs or recreation, medicinal drug levels, and poisons (toxins).

Wellness check: We offer tests for wellness programmes for preventive and promotive health.



INTERPRETATIVE REPORTING

A lot goes into our Lab Report

A lab report from Pathologists Lancet Kenya is more than just a simple print out of test results from machines or medical lab scientists.

All results issued from Pathologists Lancet Kenya are produced through a sophisticated algorithmic system designed by our pool of specialist pathologists who also provide diagnostic interpretation with comments.

The reports thus offer comprehensive diagnostic information on the test results that have been validated and conform to ISO 15189 quality standards.

Enjoy the Pathologists Lancet Kenya quality experience!

Flow Cytometry Panel Selection

Immunophenotyping with flow cytometry is an essential diagnostic tool together with morphology and molecular genetic testing for the diagnosis, classification and monitoring of haematological malignancies (leukaemia).

Consequently, it has acquired a prominent position in the current World Health Organization (WHO) classification of haematological malignancies.

Immunophenotyping requires careful selection of unique combinations of individual markers based on their degree of specificity for the identification of a given cell lineage, maturation stage, and aberrant phenotype as per

international standards.

Our comprehensive panels encompass several markers selected based on validated consensus recommendations (Euroflow) to ensure provision of accurate and relevant information in the diagnostic work-up of haematological malignancies. See Flow Cytometry Panels for number of markers.

Limited panel markers restriction may be requested upon specific discussion with the referring doctor


Free Clinical Microbiology Consultation

All microbiology reports are reviewed and verified by a microbiology pathologist and are correlated with clinical information, where available.

Our consultant clinical microbiologists/pathologists are available to discuss individual cases with the referring doctors to provide treatment advice for selection of appropriate antibiotics based on the pathogens identified and their sensitivity profiles.

A free consultative service on infection control practice for hospitals is also available.

Please contact us through our Customer Service Centre or via email at pathologists@lancet.co.ke



Pathologists Lancet Kenya ICT INNOVATIONS

Pathologists Lancet Kenya MobileApp and Pathportal

The Application assists doctors with the delivery and viewing of laboratory results from their mobile devices.

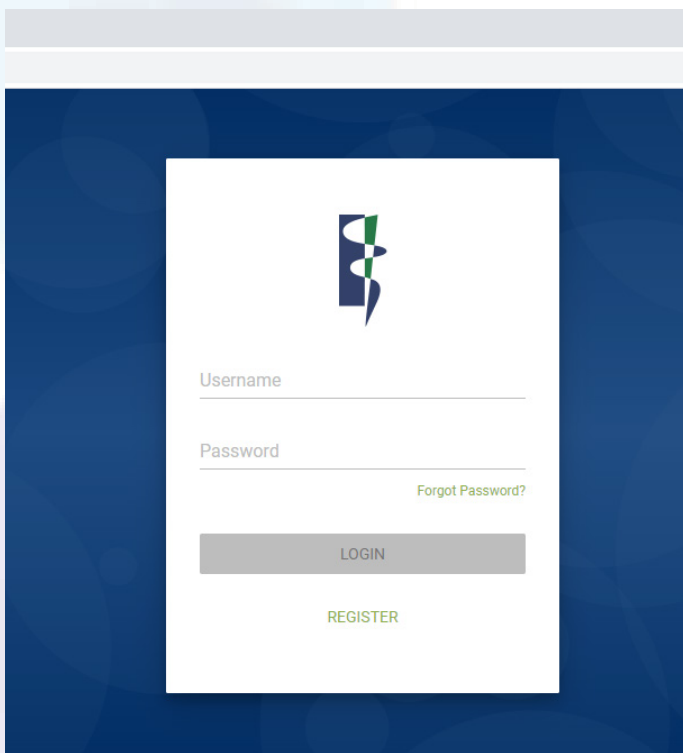
The application is easy to download on to your iPhone/iPad or Android smartphone and it is intuitive with a clear lay out.

The application has the following features including: -

- Patient-centric electronic results
- Easy enrolment and registration
- Secure PIN entry to unlock application
- Automatic updating of patient data
- Result caching for offline availability
- Sorting of patient lists alphabetically and chronologically
- Easy search facility
- Cumulative patient view
- Cumulative test view
- Graphical result data

Path Portal allows doctors to:-

- View patient reports online
- Search, print out or save to disk
- Acquire paperless reporting solution at no additional cost.
- Access a styled e-mail type interface so that users can very quickly overcome the learning curve of figuring out how to navigate to their reports.



All this while providing access to your latest results within as little as two clicks.

To register for or request for more information on our IT products, kindly email us at is@lancet.co.ke

Pathologists Lancet Kenya Care Card

Through the Pathologists Lancet Kenya Care Card, Patients will have:

Enhanced service experience by reducing the time that would have been spent filling forms at every visit.

Historical data charts generated from their test results for chronic diseases such as diabetic profiles, thyroid profiles, HIV monitoring etc.

Integrated demographics and credit information. It will also facilitate links to electronic validation of insurance membership, exclusions, and credit limits.

The chronic disease care program that allows regular clients/customers to benefit from discount packages and credit facilities

PATHOLOGISTS LANCET KENYA (PLK)		LANCET KENYA	
Key to diagnostic excellence Wakwawe ya Kwanza		8th Floor - 5th Avenue Building Tel : 0703 061 000 / 020 273 5123	
For Doctor PATHOLOGISTS LANCET KENYA LTD FIFTH AVENUE OFFICE SUITES NGONG ROAD NAIROBI		Other Doctors Copy : SMS PATIENT REPORT ALERT Copy : DR LANCET TESTING (1st)	
Patient : TESTING FRASHIAH	Guarantor : MRS T FRASHIAH	Doctors Ref: NOT AVAILABLE	MedAid : CLIENT N
Age/Sex/DOB: U / F /	Tel : (H) NOT AVAILABLE	Id Num : NOT AVAILABLE	(W) NOT AVAILABLE
Lab Ref : 312070862	Collection Date : 29/07/22 1516	MRI No. : K002274969	Received Date : 01/08/22 1512
Spec # : 0729:BR00274L	FINAL Report Date : 02/08/22 1623	Requested : ., U/E+CR, .RENAL COMMENT, FBC + PLAT, MALARIA SCREEN, HbsAg, HEP COMMENT, PCR BCR/ABL FUSION, : MCS URINE BIOCHEMISTRY	
Test	Result	Reference	
RENAL			
S-SODIUM	138 mmol/L	135	- 150
S-POTASSIUM	4.6 mmol/L	3.5	- 5.1
S-CHLORIDE	100 mmol/L	98	- 107
S-UREA	6.5 mmol/L	2.1	- 7.1
S-CREATININE	69 µmol/L	44	- 80
eGFR- (CKD-EPI)	> 89 mL/min		
COMMENT: KIDNEY PROFILE Normal eGFR.			
For consultation please call:+254 0703 061000 Dr Charles N Maina MBChB MMed , Dr Angela Munoko MBChB, MMed. Dr H E Van Deventer,			
WERE,P:liv-PMAIL:email.PDF:5673856 ** End of Report **			

OUR PATHOLOGISTS TEAM



Dr. Charles Wahome
Anatomic Pathologist
MBChB,
MMed Anat Path,
Full-Time



Dr. Rabia Mukadam
Molecular Scientist
Bsc. Med Hons (UCT),
PhD (Uni of Liverpool)
Full-Time



Dr. Charles Ngari
Clinical Pathologist
MBChB, MMed Path
Full-Time



Dr. Muthoni Kirimi
Anatomic Pathologist
MBChB, MMed Anat Path,
FCPath (ECSA)
Full-Time



Dr. Angela Munoko
Clinical Pathologist
MBChB, MSc TID,
Mmed Clin. Path.
Full-Time



Dr. Mary Achakolong
Anatomic Pathologist
MBChB, MMed Anat. Path.
Full-Time



Dr. Dhaval Shah
Veterinary Pathologist
BVM, Msc.
Vet. Path
Full-Time



Dr. Albert Gachau
General & Anatomic Path
MBChB, MMed-Path,
FCPath (ECSA)
Part-Time



Dr. Jamilla Rajab
Haematologist &
Public Health Pathologist
MBChB, MMed Path, MPH
FCPath (ECSA)
Part-Time



Catherine Karambu
Cytotechnologist
B.sc Med Lab
M.sc Clinical Cytology
Full-Time



Susan Mbugua
Cytotechnologist
Registry of Medical Techs
(ASCP)
Part-Time



Molly M. Maundu
Cytotechnologist
B.sc Med Lab
M.sc Clinical Cytology
Part-Time



Prof. Lucy Muchiri
Anatomic Pathologist
MBChB, MMed.Path, PhD
FCPath (ECSA)
Part-Time

PATHOLOGISTS LANCET KENYA LIST OF BRANCHES

NAIROBI COUNTY

Main Laboratory/ Headquarters
5th Avenue Office Suites, Upper Hill
Opposite Traffic Police HQ
Email: info@lancet.co.ke
Tel: 0703 061 000
(1.2958° S, 36.8082° E)

Buruburu - Depot

Acacia Place Building
Off Ol donyo Sabuk Road
Tel: 0717414708
Email: buruburu@lancet.co.ke

Eastleigh - Lab

Daaus Plaza,
Next to Ismariot Restaurant & Resort
Tel: 0703061090/91
Email: eastleigh@lancet.co.ke
(1.2794° S, 36.8501° E)

Fortis - Depot

Fortis Office Suites
Tel: 0703061043
Email: info@lancet.co.ke
(1.3015° S, 36.8007° E)

Upperhill - Lab

General Accident House,
3rd Floor
Tel: 0703061050
Email: ga@lancet.co.ke
(-1.3618S 36.6566E)

Parklands - Lab

Park Place Office Suites
2nd Parklands Avenue
Tel: 0703 061 100
Email: parklands@lancet.co.ke
(1.2677° S, 36.8220° E)

Lote Tree medical center

South C, Muhoho Avenue
opposite Ruby Flats
Telephone 0713-705379
Email: lote@lancet.co.ke

KIambu COUNTY

Thika - Lab

Zuri centre, Kenyatta Highway
Tel: 0703061160
Email: thika@lancet.co.ke
(1.0385° S, 37.0774° E)

EABL clinic - Depot

EABL HQ off Thika Road
Tel: 0722 357 748
Email: eabl@lancet.co.ke
(1.2374° S, 36.8822° E)

NAKURU COUNTY

Nakuru - Lab

Westside Mall, 2nd Floor
Tel: 0703061130/0703928969
(0.2871° S, 36.0638° E)

KAJIADO COUNTY

Ongata Rongai - Depot
Kins Arcade, Magadi Road
Tel: 0703061060
Email: rongai@lancet.co.ke
(1.3967° S, 36.7601° E)

UASIN GISHU COUNTY

Eldoret - Lab

Sagaas Centre
Tel: 0703061120/0714403655
Email: eldoret@lancet.co.ke
(0.52036, 35.26993)

KERICHO COUNTY

Kericho - Lab

Sinendet Towers, 3rd Floor
Tel: 0703061176/0724658439
Email: kericho@lancet.co.ke
(0.3724° S, 35.2829° E)

BUNGOMA COUNTY

Bungoma - Lab

Elgon View Hospital
Tel: 0703 061 000
(0.5685373, 34.5630232)

KAKAMEGA COUNTY

Kakamega - Lab

Mega Mall, 2nd Floor
Tel: 0703061176
Email: info@lancet.co.ke
(14.5848° N, 121.0568° E)

KISUMU COUNTY

Kisumu - Lab

Tuffoam Mall, 1st
Tel: 0703 061 170
Email: kisumu@lancet.co.ke
(0.1060° S, 34.7530° E)

KISII COUNTY

Kisii - Lab

Nyakongo Towers, 1st
Tel: 0703061141/0707657232
Email: kisii@lancet.co.ke
(-0.6716446, 34.7717674)

WAJIR COUNTY

Wajir - Lab

Ladnan Hospital - Opp. Wajir Guest
Hse
Tel: 0113 321 816 / 0722 471 129
(1.7471092, 40.0605066)

GARISSA COUNTY

Garissa - Lab

Garissa Express Building
Tel: 0703 061 111
Email: garissa@lancet.co.ke
(0.1769 S 37.9083E)

MERU COUNTY

Meru - Lab

Nchengo House
Next to Central Bank building
Tel: 0741 467 762
(0.0463S 37.6559E)

KILIFI COUNTY

Malindi Ruby Plaza - Lab

Tel: 0703061075 /4
Email: malindi@lancet.co.ke
(3.2235° S, 40.1250° E)

MOMBASA COUNTY

Mombasa Main - Lab

Biashara Building, Ground Floor
Tel: 0721143766
Email: mombasa@lancet.co.ke
(4.0650° S, 39.6705° E)

TAITA-TAVETA COUNTY

Voi - Lab

Voi Town Centre
Tel: 0705 636 690
Email: voi@lancet.co.ke
(3.3973° S, 38.5559° E)

LANCET@GOODLIFE

SERVICE POINTS

Email: goodlife@lancet.co.ke
Buffalo Mall - Naivasha
Tel: 0741 866 864
(-0.7009572N,36.4312316E)

Cedar Mall - Nanyuki

Tel: 0741 866 861
(0.0185° N, 37.0744° E)

Erdochem Pharmacy- Eldoret

Tel: 0703 061 000
(0.5138° N, 35.2907° E)

Garden City Mall - Thika Road

Tel: 0741 467 764
(1.2327° S, 36.8786° E)

Greenspan Mall - Donholm

Tel: 0748 600 714
(1.2892° S, 36.9009° E)

Junction Mall - Ngong Road

Tel: 0741 467 758
(1.2982° S, 36.7624° E)

Kilifi - Kilifi Arcade

Tel: 0794 895 676
(3.6308° S, 39.8533° E)

Langata Road - Karen

Tel: 0748 600 718
(1.3435° S, 36.7651° E)

Valley Arcade - Lavington

Tel: 0748 600 717
(1.2907° S, 36.7692° E)

Village Market

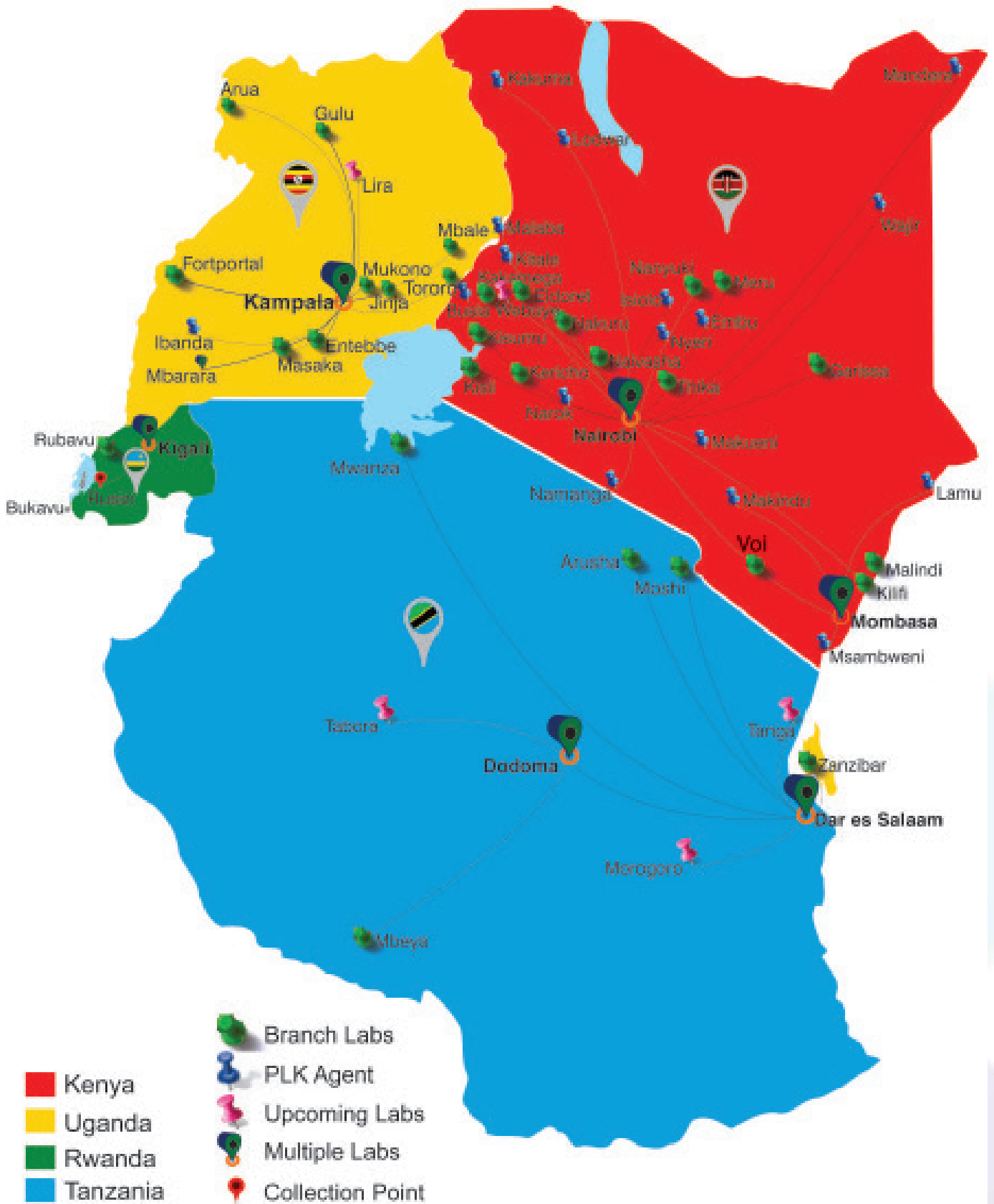
Tel: 0741 866 862
(1.2294° S, 36.8048° E)

Westgate Mall - Westlands

Tel: 0748 600 716
(1.2566° S, 36.8033° E)



EA BRANCH NETWORK





Notes

A series of horizontal dashed lines for writing notes, spanning the width of the page.



Notes

A series of horizontal dashed lines for writing notes.



Notes

A series of horizontal dashed lines for writing notes.

A - Z Test List with Prices



Main Lab 24/7



Quick TAT



Pathology Consultation



Quality Results



Courier Collection



>100 Specialists



Customer Service












































































































Instant Auto-email













Contact the lab for tests not listed herein & for any other details




























































































A - Z Test List with Prices



























































TEST DESCRIPTION	BILLING CODE	KE STD TARIFF	TAT	SAMPLE / TUBE TYPE
Acetone, Urine	9046T000	6 049	1 Week	
Acetylcholine Receptor Ab	4459R000	28 249	3 - 4 Weeks	
ACT - High Range	B000B011	3 749	3 - 5 Days	  
ACT - Low Range	B000B012	3 749	3 - 5 Days	  
ACTH (Adrenocorticotrophic Hormone), Blood	4523E000	4 849	3 - 5 Days	  
Acute Hepatitis B Exposure Profile (Hep B Core Ab, HbSAg, HbSAb)	4551I022	10 649	3 Days	  
Acute Hepatitis Profile (Hep A IgM, Hep B Core Ab, HbSAg and HbSAb)	4551I025	12 649	3 Days	  
Adenosine Deaminase [ADA], CSF	4139B000	2 449	2 - 3 Days	  
Adenosine Deaminase [ADA], Fluid	4139B000	2 449	2 - 3 Days	  
Adenosine Deaminase,[ADA]Serum	4139B000	2 449	2 - 3 Days	
ADP Aggregation	3795H000	3 249	5 - 7 Days	
Adrenal Ab	3934I010	3 549	2 - 3 Days	
Adrenaline Aggregation	3795H001	3 249	3 - 5 Days	
Aerobic Culture - Ear	3895M028	6 149	2 - 3 Days	
Aerobic Culture - Pus	3895M016	3 249	2 - 3 Days	
Albumin, CSF	3772B007	2 149	2 Hours	
Albumin, Fluid	3999B004	1 549	2 Hours	
Albumin, Serum	3999B001	949	2 Hours	
Aldolase, Serum	4135B001	1 649	2 - 3 Days	  
Aldosterone, Serum	4515E001	3 349	3 - 5 Days	
Alk. Phos. Isoenzymes, Serum	4002B001	2 649	2 - 3 Days	
Alkaline Phosphatase [ALP], Serum	4001B002	949	3 Hours	
Allergy IgE RAST Serological Test: Individual Allergen Test See Under RAST	See individual test(s)	2 949	3 - 5 Days	  
Allergy IgE RAST Serological Test: Individual Mix Profiles See Under RAST	See individual test(s)	4 449	3 - 5 Days	  
Alpha 1 Antitrypsin	4005B000	1 549	2 - 3 Days	
Alpha 1 Globulin, Serum	4105B001	2 949	2 - 3 Days	
Alpha-Fetoprotein [AFP], Serum	4522E001	3 349	2 - 3 Days	  















































TEST DESCRIPTION	BILLING CODE	KE STD TARIFF	TAT	SAMPLE / TUBE TYPE
ALT/SGPT	4131B002	949	2 Hours	
Aluminium, Serum	4374R004	4 349	7 - 21 Days	  
Aluminium, Urine	4374B100	4 949	7 - 10 Days	
Amikacin, Serum	4493B002	3 849	2 - 3 Days	
Amino Acid [Blood]	4194R000	16 449	3 - 4 Weeks	  
Amino Levulinic Acid	4195R000	3 549	3 - 5 Days	  
Ammonia, Blood	4003B001	2 649	2 - 3 Days	  
Ammonium Chloride Load Test	4307B001	6 249	2 - 3 Days	
Amniotic Alpha-Fetoprotein	4522E002	3 649	2 - 3 Days	
Amobarbital Screen	4234T005	8 249	5 - 7 Days	
Amobarbitone , Gas Chromatography Analysis -C	R000R069	2 749	5 - 7 Days	
Amphetamines (Qual), Urine [Point Of Care Test]	4493B014	2 949	2 - 3 Hours	
Amphetamines (Quant. Analyser Screen Test), Urine	4493B014	2 949	2 Hours	
Amphetamines , Gas Chromatography Analysis	R000R058	2 749	10 - 14 Days	
Amylase, Fluid	4371B001	1 549	2 Hours	
Amylase, Pancreatic	4182B012	1 349	2 Hours	  
Amylase, Serum	4006B001	1 249	2 Hours	
Amylase, Urine	4197B001	1 349	2 Hours	
Anaerobic Culture - Eye	4551M048	3 649	24 - 72 Hours	
Anaerobic Culture For Bact/Fungi In Tissue	9999M070	4 749	5 - 7 days	  
Anaerobic Culture For Bact/Fungi Microscopy, Culture and Sensitivity	4551M052	3 549	24 - 72 Hours	   
Anaerobic Culture With MCS - ENT	4551M034	3 149	24 - 72 Hours	
Androstenedione [ADS], Serum	4496E003	3 549	2 - 3 Days	
ANF Only	3934I001	3 249	2 - 3 Days	
ANF Titre & Pattern	3934I200	3 749	2 - 3 Days	
Angiotensin Converting Enzyme Serum	4136B001	3 149	2 - 3 Days	
Aniline Exposure, Urine	9012T000	6 749	4 - 6 Weeks	  
Ante-Natal Profile - Basic; With HIV ELISA (Hb/PCV, Blood Group + Rh, RPR, HIV ELISA)	4551L102	3 849	2 -3 Hours	   
Ante-Natal Profile Extended (Includes FBC+ESR, Rubella IgG/IgM, HbSAg)	4551L103	14 149	2 - 3 Hours	   
Anti - Ribo	3934I015	4 049	3 - 5 Days	  
Anti -CCP (Cyclic Citrullinated Peptide)	9999I002	3 649	2 - 3 Days	 
Anti GAD Antibody	3966I000	7 549	3 - 5 Days	

TEST DESCRIPTION	BILLING CODE	KE STD TARIFF	TAT	SAMPLE / TUBE TYPE
Anti GAD/IA2 Antibodies	3958I000	12 949	3 - 5 Days	
Anti Gliadin IgA [Gluten] Ab	3946I004	3 249	3 - 5 Days	
Anti Gliadin IgG [Gluten] Ab	3948I231	3 249	3 - 5 Days	
Anti GM2	4613I000	16 449	3 - 5 Days	
Anti IA2 Antibody	3965I000	7 549	3 - 5 Days	
Anti-B2-Glycoprotein [IgG, IgM, IgA]	3948I202	3 149	2 - 3 Days	
Anti-B2-Glycoprotein IgA Ab	3946I305	3 249	2 - 3 Days	
Anti-B2-Glycoprotein IgG Ab	3948I202	3 149	2 - 3 Days	
Anti-B2-Glycoprotein IgM Ab	3946I304	3 149	2 - 3 Days	
Anti-Cardiolipin [IgG, IgM, IgA]	4551I035	8 949	2 - 3 Days	
Anti-Cardiolipin IgA Ab	3946I303	3 249	2 - 3 Days	
Anti-Cardiolipin IgG Ab	3948I201	3 149	2 - 3 Days	
Anti-Cardiolipin IgM Ab	3946I302	3 149	2 - 3 Days	
Antidepressants (Quant. Analyser Screen Test),Urine	R000R073	3 549	10 - 14 Days	
Anti-Factor Xa Activity	3728H001	11 949	2 - 3 Days	  
Anti-GD1a	3934I207	4 049	3 - 5 Days	  
Anti-GD1b	3934I208	4 049	3 - 5 Days	  
Anti-Glomerular Basement Membrane	3934I023	4 049	3 - 5 Days	
Anti-GM1 Antibody Assay	4613R000	18 949	4 - 6 Weeks	
Anti-GQ1b	3934I209	3 749	2 - 3 Days	 
Anti-Mullerian Hormone [AMH]	4504I000	9 549	3 - 5 Days	
Anti-Phospholipid Abs Profile (Anti-Cardiolipin, Anti-B2-Glycoprotein, Anti-Prothrombin) No Lupus Inhibitor	4551I006	28 249	3 Days	  
Anti-Prothrombin (IgG, IgM, IgA)	F9	9 649	2 - 3 Days	
Anti-Strep. DNase B	3940B003	2 149	12 - 24 Hours	
Anti-Streptolysin "O"(ASOT)	3940B002	2 149	2 Hours	
Anti-Tetanus Toxoid IgG Ab.	3948I223	3 249	2 - 3 Days	
Antithrombin III Func.	3735H000	6 149	2 - 3 Days	  
Antithrombin III Immunological	3735H005	4 249	2 - 3 Days	  
APCR Factor V Leiden PCR	3974D008	17 949	5 - 7 Days	 
Apolipoprotein [A]	4170B001	3 149	2 - 3 Days	
Apolipoprotein A1, Serum	4163B001	2 149	2 - 3 Days	





























TEST DESCRIPTION	BILLING CODE	KE STD TARIFF	TAT	SAMPLE / TUBE TYPE
Apolipoprotein B, Serum	4167B001	2 149	2 - 3 Days	
Apolipoprotein E - Alzheimers	3974D014	17 949	5 - 10 Days	
APTT / KCCT	3837H000	1 349	2 Hours	  
Aquaporin-4 IFA	3934I024	4 049	5 - 10 Days	
Arsenic, Blood	4007B000	12 649	3 - 4 Weeks	
Arsenic, Blood and Urine	4007B000	12 649	3 - 4 Weeks	  
Arsenic, Urine	4198B001	4 649	3 - 4 Weeks	  
Arthritis Screen + ESR	4551L101	7 049	2 Hours	 
ARV Efavirenz	4233R015	8 149	14 Days	
ARV Indinavir	4233R008	8 149	14 Days	
ARV Kaletra	4233R004	8 149	14 Days	
ARV Nelonavir	4233R016	8 149	14 Days	
ARV Nevirapine	4233R007	8 149	14 Days	
ARV Ritonavir	4233R013	8 149	14 Days	
ANF Screen [ANF + DNA]	4551I036	5 849	2 - 3 Days	
ARV Saquinavir	4233R010	8 149	14 Days	
ARV Tipranavir	4233R006	8 149	14 Days	
Ashkenazi Genetic Screen	G000G000	119 549	2 - 3 MONTHS	   
Aspergillus	0220L017	649	2 - 3 Days	
AST/SGOT	4130B002	949	2 Hours	
Auramine AFB Stain [Direct Prep], Stool	3885M010	4 749	2 - 3 Days	  
Autoimmune Screen (Includes CRP, FBC+ESR, Rf, ANF, ENA Screen)	4551L100	15 249	3 Days	 
Avian Precipitants	3973R001	2 649	3 - 5 Days	  
B2-Microglobulin - CSF	4172I004	3 149	2 - 3 Days	  
B2-Microglobulin [24hr]Urine	3946I013	3 549	2 - 3 Days	
B2-Microglobulin, Serum	4172I003	3 149	2 - 3 Days	
B2-Microglobulin, Urine	4172I005	3 149	2 - 3 Days	
Babesia (Thin)	3865H002	1 249	2 Hours	
Bacterial Antigens Each -Quote	3939M032	1 449	5 - 10 Days	 
Bacterial Culture With MCS - Eye	4551M048	3 649	24 - 72 Hours	  
Barbiturates (Qual), Urine [Point Of Care Test]	F9	3 249	2 Hours	

















































TEST DESCRIPTION	BILLING CODE	KE STD TARIFF	TAT	SAMPLE / TUBE TYPE
Barbiturates (Quant. Analyser Screen Test), Urine	4493B029	3 649	2 - 3 Days	
Barbiturates, Serum	4493B028	3 449	2 - 3 Days	
Bartonella Antibodies	R000R606	22 549	7 - 10 Days	
Bartonella Henselae IgG	4591I004	5 449	7 - 10 Days	
Bartonella Henselae IgG [N&B]	4591R002	5 449	7 - 10 Days	
Bartonella Henselae IgM	4591I004	5 449	7 - 10 Days	
Bartonella Henselae IgM [N&B]	4591R003	5 449	7 - 10 Days	
Bartonella Quintana IgG	4591I005	5 449	5 - 7 Days	
Bartonella Quintana IgG [N&B]	4591R004	5 049	7 - 10 Days	
Bartonella Quintana IgM	4591I006	5 449	5 - 7 Days	
Bartonella Quintana IgM [N&B]	4591R005	5 449	7 - 10 Days	
Benzene Exposure, Blood	9051T000	6 749	3 - 4 Weeks	  
Benzodiazepenes, Serum	4493B021	3 649	3 - 5 Days	
Benzodiazepine Urine	4493B027	3 649	2 - 3 Days	  
Benzodiazepines (Qual), Urine [Point Of Care Test]	F9	3 649	2 Hours	
Beryllium, Urine	4374R123	4 649	3 - 4 Weeks	
Beta Galactocerebrosidase	9999R012	39 949	3 - 5 Days	
Beta HCG	4451E001	2 949	3 Hours	
Beta-2-Microglobulin, Serum	4172I003	3 149	2 - 3 Days	
Beta-2-Microglobulin, Urine	4172I005	3 149	2 - 3 Days	
Beta-Trace Protein [CSF]	4182B017	2 649	2 - 3 Days	
BHCG Pregnancy Screen, Serum (Qual)	4450E001	2 949	2 Hours	
Bicarbonate, Fluid	4031B002	1 049	3 Hours	
Bilharzia Ab.[ELISA-IgG]	3948I012	3 249	2 - 3 Days	
Bilharzia Ab.[ELISA-IgM]	3946I000	3 249	2 - 3 Days	
Bilharzia Ag S-Cca	3980R001	3 549	2 - 3 Days	
Bilharzia Ag U-Cca	3980R000	2 949	2 - 3 Days	
Bilharzia IgE P3	4514E112	3 649	2 - 3 Days	
Bilirubin (Total)- Serum	4009B002	949	2 Hours	  
Bilirubin Conjugated, Serum	4010B001	849	2 Hours	  
















































TEST DESCRIPTION	BILLING CODE	KE STD TARIFF	TAT	SAMPLE / TUBE TYPE
Bilirubin Profile, Total & Direct	F9	1 949	3 Hours	
BK Virus PCR,Quantitative	4439D021	25 949	2 - 3 Days	    
Bleeding Time	3713H000	1 549	1 Hour	 
Blood Bank Blood Group Recipient	3764X000	849	2 Hours	 
Blood Culture - Aerobe and Anaerobe	4551M049	7 349	2 - 5 Days	
Blood Culture - Aerobic Microscopy, Culture & Sensitivity	9999M077	4 049	2 - 5 Days	
Blood Culture - Aerobic X 2 Btls (Two Samples)	4551M049	7 349	2 - 5 Days	
Blood Culture - Anaerobic Only	9999M076	4 049	2 - 5 Days	
Blood Culture - Paed/Aerobic	4551M050	4 749	2 Hours	  
Blood Gas	4075L0003160	6 049	INSTANT	  
Blood Gas Hb	3762H000	749	2 Hours	
Blood Gas Pan1,22 U High ALT MmHg	4076L000	3 849	2 Hours	
Blood Gas Pan1,22 U Low ALT MmHg	4076L000	3 849	2 Hours	
Blood Gas Pan1,22 U Low Altkpa	4076L000	3 849	2 Hours	
Blood Gas Potassium, Report	4113B001	749	2 Hours	
Blood Gas Sodium, Report	4114B002	749	2 Hours	
Blood Group	3764H000	749	2 Hours	 
Blood Group + Rhesus	3765H001	1 249	2 Hours	
Blood Group Compatibility	3765H003	1 649	2 Hours	 
Blood, Urine	4188B000	749	2 Hours	
Bone Marrow Aspirate & Treph Reporting	4551H028	12 049	3 - 5 Days	    
Bone Marrow Aspirate Procedure	0201H015	4 749	1 Hour	 
Bone Marrow Aspirate Reporting	3717H000	4 449	2 - 3 Days	   
Bone Marrow Trephine Histopathology Only	3720H000	6 249	3 - 5 Days	  
Bone Specific Alk. Phos	4469B001	3 949	3 - 5 Days	 
Bord.Pertussis IgA ELISA	3946I002	3 549	3 - 5 Days	
Bord.Pertussis IgM ELISA	3946I003	3 549	3 - 5 Days	
BRCA 1 SOMATIC TEST	F9	110,949	2 Months	  
BRCA 2 SOMATIC TEST	F9	110,949	2 Months	  
BRCA Afrikaner Mutation	R000R615	52 549	4 - 6 Weeks	
BRCA Ashkenazi Jew Mutations	R000R614	52 549	4 - 6 Weeks	

















































TEST DESCRIPTION	BILLING CODE	KE STD TARIFF	TAT	SAMPLE / TUBE TYPE
BRCA Known Family Mutation	R000R616	33 249	4 - 6 Weeks	
Breast Cancer Antigen CA15.3	4468E001	3 849	2 - 3 Days	
Bromide Exposure, Serum	4374T000	5 649	7 - 14 Days	  
Bromide Exposure, Urine	4374T001	5 649	7 - 14 Days	  
Bronchial Washing MCS	455IM010	4 349	3 Days	
Brucella Agglutination Test	3939I003	1 349	2 - 3 Days	
Brucella IgG ELISA	3948I003	3 249	2 - 3 Days	
Brucella IgM ELISA	3946I004	3 249	2 - 3 Days	
Buffy Coat	3715H000	4 349	2 Hours	
BUN (Urea and Creatine) Serum	4551B018	1 449	2 Hours	
Butobarbitone , Gas Chromatography Analysis -C	R000R068	22 049	5 - 7 Days	
C Albicans Total Ab	3946I110	3 549	7 - 14 Days	
C Pneumo Antigen Detection	4591V003	6 449	3 - 5 Days	  
C Psitt Antigen Detection	4591V002	6 449	3 - 5 Days	  
C Trach Antigen Detection	4591V001	6 449	3 - 5 Days	  
C.Burnetti(Q)-IgG Phase I	3975I011	2 949	3 Days	
C.Burnetti(Q)-IgG Titer	3939I101	2 449	2 - 3 Days	
C.Burnetti(Q)-IgM Phase I	3975I215	2 949	2 - 3 Days	
C.Burnetti(Q)-IgM Titer	3939I101	2 449	2 - 3 Days	
C.Trachomatis IgM	3975I119	3 249	3 - 5 Days	
C1 Esterase Inhibitor, Serum	3772B005	3 149	2 - 3 Days	
C282Y Mutation PCR For Haemochromatosis	3974D025	16 149	2 - 3 Days	
CA 72-4, Serum	4475E000	4 849	4 Days	
Cadmium, Blood	4014B001	5 649	7 - 14 Days	  
Cadmium, Urine	4014B003	5 349	7 - 14 Days	
Caeruloplasmin, Serum	4127B000	2 049	2 - 3 Days	
Caffeine	4233R000	7 849	7 - 14 Days	
Calcitonin	4487R000	6 549	10 - 14 Days	
Calcium - Ionised, Measured	4016L000	1 749	2 Hours	
Calcium (Excretion), 24 Hour Urine	4205B001	1 449	3 Hours	  
Calcium Random, Urine	4205B002	1 449	2 Hours	
Calcium Total, Serum	4017B001	949	2 Hours	




TEST DESCRIPTION	BILLING CODE	KE STD TARIFF	TAT	SAMPLE / TUBE TYPE
Calcium, Fluid	4375B001	1 049	2 Hours	
Calcium, Tissue	4204B003	1 949	7 - 14 Days	
Calculus, Biliary	4377B001	4 149	3 - 5 Days	
Calculus, Renal	4551B017	4 649	3 - 5 Days	
Calprotectin	4362I000	8 949	5 - 7 Days	
C-ANCA	3934I020	4 049	2 - 3 Days	
Candida Albicans Microscopy	0220L018	649	2 - 3 Days	
Candida Albicans Ag	3882I001	4 049	7 Days	
Candida Antibodies [N & B]	3939R000	2 649	2 - 3 Days	
Cannabis (Qual), Urine [Point Of Care Test]	F9	3 249	2 Hours	
Cannabis , Gas Chromatography Analysis	R000R529	2 849	5 - 7 Days	
Cannabis Urine Quant [MS-GS]	4234T012	10 849	5 - 10 Days	
Capillary Fragility	3722H000	749	1 Hour	
Carbamazepine [Tegretol], Serum	4493B023	2 949	2 - 3 Days	
Carbaryl Exposure Urine	9067T000	6 749	14 - 21 Days	
Carbohydrate Deficient Transferrin [CDT]	4497B000	6 249	7 - 10 Days	
Carbon Disulphide Exposure, Urine	9014T000	6 749	14 - 21 Days	
Carbon Monoxide Exposure [Blood]	9010T000	2 649	14 - 21 Days	
Carboxy-Haemoglobin	4078B002	2 549	5 - 10 Days	
Carcino-Embryonic Antigen [CEA]	4471E001	3 649	3 Hours	
Cardiac Profile (Troponin T, CKMB, CPK-Total)	4551B004	9 349	2 Hours	
Cardiac Troponin I	4161B004	4 749	3 days	
Cardiac Troponin T	4161B004	4 749	2 Hours	
Cardiolipin Ab [IgG, IgM, IgA]	4551I035	8 949	2 - 3 Days	
Carnitine (Total), Serum	R000R022	5 449	21 - 28 Days	
Carnitine Profile, Serum	R000R601	15 049	5 - 10 Days	
Carnitine Profile, Urine – Urine	R000R600	12 549	5 - 10 Days	
Carnitine-U (Total)	R000R022	5 449	14 - 21 Days	
Catecholamines 24 Hour Urine	B000B013	20 949	7 - 10 Days	
CBC (With 5-Part DiffCount, Hb/RBC Parameters & Platelets)	4551H012	1 349	2 Hours	
Cell Count, CSF	4401B002	1 049	1 Hour	















TEST DESCRIPTION	BILLING CODE	KE STD TARIFF	TAT	SAMPLE / TUBE TYPE
Cell Culture - Chorionic	4752G000	11 249	4 - 6 Weeks	  
Cell Culture, Blood	4750G000	4 649	4 - 6 Weeks	
Cellotape Preparation	3888M001	749	2 Hours	
Centromere	3934I002	4 149	2 - 3 Days	
Cercarial IFA [IgA]	3975I115	3 249	2 - 3 Days	
Cercarial IFA [IgG]	3975I114	3 249	24 Days	
Cercarial IFA [IgM]	3975I116	3 249	2 - 3 Days	
Certican (Everolimus) Levels	4551I003	17 449	2 - 3 Days	  
Chemistry Profile On Fluid Basic: Glucose & Total Protein	4551B010	1 549	2 Hours	
Chemistry Profile On Fluid incl ADA (Tp/Glu/LDH/ADA)	4551B023	2 649	2 Hours	
Chemistry Profile On Fluid incl Amylase (Tp/Glu/LDH/ADA/Cholesterol/Amylase)	4551B024	6 449	2 Hours	
Chemistry Profile On Fluid incl LDH (Tp/Glu/LDH)	4551B022	2 149	2 Hours	
Chemotherapy Oncology Work-Up Profile (Creatinine, Bili T/D, ALP, ALT, AST, LDH, FBC)	F9	7 649	3 Hours	 
Chitotriosidase	4083R004	8 949	10 - 14 Days	  
Chlamydia ELISA [Abs]	3948I037	3 149	2 - 3 Days	
Chlamydia Pneumoniae Culture	3897V003	3 249	1 Week	   
Chlamydia Psittaci	3975I200	3 249	2 - 3 Days	
Chlamydia.Trachomatis Ab.[IFA]	3975I105	3 549	2 - 3 Days	
Chloride Random, Urine	4301B001	749	4 Hours	
Chloride, 24 Hour Urine	4301B003	749	2 - 3 Days	
Chloride, CSF	4409B001	749	2 - 3 Hours	
Chloride, Fluid	4301B002	749	4 Hours	
Chloride, Serum	4023B001	649	2 Hours	
Chlorpropamide	4253R056	4 749	3 - 5 Days	
Cholesterol - Total, Serum	4027B001	949	2 Hours	
Cholesterol, Fluid	4027B002	1 049	12 Hours	
Cholinesterase, Serum	4029B001	2 049	2 - 3 Days	
Chromium , Blood	4374R013	3 649	14 - 21 Days	  
Chromium Stimulation	3978R001	11 149	14 - 21 Days	  






























TEST DESCRIPTION	BILLING CODE	KE STD TARIFF	TAT	SAMPLE / TUBE TYPE
Chromium, Total Urine	4270B000	4 749	7 -10 Days	
Chromogranin A	4467I001	8 949	7 - 10 Days	  
Chromosome 13 Studies	4763D001	7 149	21 - 28 Days	
Chromosome 18 Studies	4769D000	24 949	14 - 21 Days	
Circulating Imm Comp	3946R003	3 849	14 - 21 Days	  
Citrate, 24 Hour Urine	4285B001	2 149	2 - 3 Days	
CKMB Quantitative	4152B001	3 149	2 Hours	
Clinitest Urine (Reducing Sugar)	4248R000	849	2 Hours	
Clonazepam [Rivotril]	R000R340	3 349	3 - 5 Days	
Clostridium Difficile PCR	M000M037	18 949	24 - 48 Hours	  
Clotting Time (Whole Blood)	3727H000	849	1 Hour	
CMV Avidity	3948R001	4 149	24 Hours	  
Coagulation Profile (FBC, INR,PTT, BT,CT)	4551H033	5 449	2 Hours	 
Cobalt, Blood	9999R017	3 949	14 - 21 Days	
Cobalt, Urine	4374B003	4 949	7 - 14 Days	
Cocaine (Qual), Urine [Point Of Care Test]	F9	3 249	2 - 3 Days	
Cocaine (Quant. Analyser Screen Test), Urine	4493B013	2 949	4 Hours	
Cocaine ,, Gas Chromatography Analysis	R000R046	3 049	5 - 7 Days	
Cochlear Antibodies (N&B)	3969R000	16 449	5 - 7 Days	
Codeine , Gas Chromatography Analysis	R000R060	2 749	10 - 14 Days	
Cold Agglutinin Titre	3729H000	849	2 Days	  
Complement C1q	4182R002	2 149	2 - 3 Days	  
Complement C3, Serum	3772B001	2 149	2 - 3 Days	
Complement C4, Serum	3772B002	2 149	2 - 3 Days	
Complex PSA	4519E003	4 349	2 Days	
Comprehensive Hormone PR[Prec]	R000R123	849	7 - 14 Days	  
Coombs Test - Direct	3709H001	849	2 Hours	 
Coombs Test - Indirect Anti-Globulin	3709H000	1 349	2 Hours	
Copper Random, Urine	4298B008	4 749	7 - 14 Days	
Copper Stimulation	3978R002	10 049	7 - 14 Days	 
Copper, 24 Hour Urine	4298B001	4 749	7 - 14 Days	
















































TEST DESCRIPTION	BILLING CODE	KE STD TARIFF	TAT	SAMPLE / TUBE TYPE
Copper, Serum	4098B001	4 649	7 - 14 Days	  
Coproporphyrin, 24 Hour Urine	4369B003	7 049	2 - 3 Days	
Coproporphyrin, Faecal	4369B007	7 049	10 - 14 Days	  
Cord Blood T4	4482E002	2 949	2 Hours	  
Corrected Calcium (With Albumin Done)	4391B001	1 749	2 Hours	
Cortisol, Serum	4499E001	2 949	3 - 4 Hours	
Cortisol-Saliva	4499E029	3 849	3 - 4 Hours	
Cotinine (Nicotine), Serum	3991B003	2 749	2 - 3 Days	  
Coxsackie Virus, Serum/CSF	R000R000	27 549	5 - 10 Days	  
C-Peptide (Fasting), Serum	4486E000	2 949	2 - 3 Days	  
C-Peptide [Random], Serum	4486E000	2 949	2 - 3 Days	
CPK, Total	4132B001	949	2 Hours	
Creatinine Clearance, Uncorr	4223B001	1 849	3 Hours	   
Creatinine Clearance-Corrected	4223B001	1 849	3 Hours	 
Creatinine, 24 Hour Urine	4221B002	1 049	2 - 3 Days	
Creatinine, Fluid	4032B003	849	3 Hours	
Creatinine, Serum	4032B002	749	2 Hours	
Creatinine, Urine	4221B001	849	2 Hours	
Cross Match For Blood Transfusion	3765H003	1 649	2 - 3 Hours	
CRP (C-Reactive Protein), Serum	4182B004	2 449	2 - 3 Hours	
CRP, Ultra Sensitive	4184B002	2 449	2 - 3 Hours	
Cryofibrinogen, Plasma	3732B002	1 949	5 - 7 Days	   
Cryoglobulen, Serum	3732B001	1 949	2 - 3 Days	   
Cryptococcal Antigen - CSF	3939I100	2 549	2 Hours	
Cryptococcal antigen,serum – SST	3939I102	2 549	3 Hours	
Cryptosporidium stain – Stool/Faeces	4650M001	1 249	2 Hours	
CSF - Bacterial Antigens (X4 Bacteria)	4551M054	5 249	2 Hours	
CSF - Cryptococcus India Ink	3885M006	1 449	2 Hours	
CSF - H Influenza Type B Ag	3939M002	1 449	2 Hours	
CSF - N Meningitis B Ag	3939M00	1 449	2 Hours	
CSF Albumin	3772B007	2 149	2 Hours	





























































































































TEST DESCRIPTION	BILLING CODE	KE STD TARIFF	TAT	SAMPLE / TUBE TYPE
CSF Biochemistry (Protein & Glucose)	4407B001	1 549	2 Hours	
CSF Cell Count Only	4401B002	1 049	2 Hours	  
CSF Chloride	4409B001	749	2 Hours	
CSF Differential Count	3783B003	1 449	2 Hours	
CSF Electrophoresis (Quantitative), CSF	4425B001	3 249	2 - 3 Days	
CSF Full Examination (incl Culture)	4551B014	4 849	3 - 5 Days	
CSF Glucose	4421B001	749	2 Hours	
CSF Glutamine	4451B001	3 149	12 -24 Hours	
CSF Gram Stain	3867M020	849	1 Hours	
CSF Gram Stain & Culture	3895M017	3 249	3 Days	
CSF IgG Index Profile With Electrophoresis, CSF & Serum	F9	15 949	2 - 3 Days	   
CSF Leucocyte Differential Count	3783M001	1 449	2 Hours	
CSF N Meningitis Acyw135 Ag	3939M003	1 449	2 Hours	
CSF Polymorphonuclears	4401B001	1 049	2 Hours	
CSF S Pneumonia Ag	3939M004	1 449	6 Hours	
CSF Streptococcus B Ag	3838M001	1 449	2 Hours	
CSF Total Protein	4419B001	949	2 Hours	
CSF Ziehl-Neelsen Stain	3881M002	849	2 - 3 Hours	
C-Terminal Crosslinks	4210I002	9 649	7 - 14 Days	  
Culture - ENT	3895M027	3 649	24 - 72 Hours	  
Cyanide Blood	9087T000	7 949	14 - 21 Days	
Cyanide Nitropruss U	4269R001	649	3 - 4 Weeks	
Cyclohexane Exposure, Blood	9076T000	4 349	7 - 10 Days	  
Cyclohexane Res (Quant. Analyser Screen Test), Urine	9088T000	6 949	7 - 14 Days	  
Cyclohexanone Urine	9077T000	6 449	7 - 14 Days	  
Cyclosporin Levels	4172B026	3 849	2 - 3 Day	
Cystic Fibrosis Extended Screen	D000D100	47 049	2 - 3 Days	
Cysticercosis IgG -CSF	3948I010	3 249	2 - 3 Days	
Cysticercosis IgG, Serum	3948I011	3 249	2 - 3 Days	
Cystine, 24 Hour Urine	4335B002	3 149	2 - 3 Days	
Cystatin C - SST	4172B029	1,949	2 - 3 Days	  





















































































































TEST DESCRIPTION	BILLING CODE	KE STD TARIFF	TAT	SAMPLE / TUBE TYPE
Cyto - Cervical Smear 1 Submitted Unstained Slide	4566Q100	2 949	2 - 3 Days	  
Cyto - Cervical Smear 2 Submitted Unstained Slides	4566Q001	5 049	2 - 3 Days	  
Cyto - Fluid	4561Q101	3 249	2 - 3 Days	
Cyto - FNA + Out Call	4561Q104	6 749	2 - 3 Days	  
Cyto - FNA Procedure & Reporting	4561Q004	4 249	2 - 3 Days	  
Cyto - FNA Slide Reporting	4561Q100	3 249	2 - 3 Days	  
Cyto - Liquid Based	4559Q001	5 349	3 - 5 Days	  
Cytology Slides (Non Gynae)	4551Q001	3 149	2 - 3 Days	
Cytomegalo Virus IgG - CSF	3948I032	3 149	24 Hours	
Cytomegalo Virus IgG, Serum	3948I031	2 949	3 Hours	
Cytomegalo Virus IgM - CSF	3946I128	3 249	24 Hours	
Cytomegalo Virus IgM, Serum	3946I127	3 149	3 Hours	
Cytomegalovirus IgG and IgM, Serum	F9	5 349	3 Hours	
Cytotoxic Antibodies (HLA)	4601R000	12 449	2 - 3 Days	  
D-Dimer Quantitative	3856H000	4 049	1 - 2 Hours	
Dehydroepiandrosterone [DHEA]	4500E001	3 249	2 - 3 Days	
Dengue Point Of Care Rapid Test	3948I238	4 049	1 - 2 Hour	
Dengue Fever ELISA IgG	3948I237	3 249	2 - 3 Days	
Dengue Fever ELISA IgM	3946I135	3 549	2 - 3 Days	
Deoxyypyridinolene, Urine	4523E009	8 949	14 - 21 Days	
Dexamethazone Supp. (Cortisol)	4499E001	2 749	4 Hours	  
Dibucaine Number, Serum	4030B001	1 949	2 - 3 Days	
DIC Full Screen - (D-Dimer, FBC, INR, APTT, Fibrinogen, Antithrombin III Func)	F9	24 749	3 Days	 
Diethylpropion GC-A	R000R050	2 749	5 - 7 Days	
Digoxin, Serum	4493B001	3 249	2 - 3 Days	
Dihydrotestosterone [DHT]	R000R560	17 949	7 - 10 Days	  
Dimethylformamide Exposure	4551R327	10 449	14 - 21 Days	  
Dimethylformamide, Blood	4253R106	7 549	7 - 14 Days	

TEST DESCRIPTION	BILLING CODE	KE STD TARIFF	TAT	SAMPLE / TUBE TYPE
Dimethylhippuric Acid, Urine	9091T000	8 249	7 - 14 Days	  
Dipipanone , Gas Chromatography Analysis	R000R059	2 949	10 - 14 Days	
Diphtheria Antibodies	3948R003	4 249	5 - 10 Days	
Direct Coombs Test	3709H001	849	2 Hours	 
DMF Exposure, Urine	9016T000	6 949	14 - 21 Days	  
Donath Landsteiner	3729H001	1 049	2 - 3 Days	  
DPNH Urine	4336R000	749	10 - 14 Days	
Drug Of Abuse Screen (Qual) Profile, Urine (X11 Drugs)	B000B500	7 049	4 Hours	
Drug Toxicology Invest Blood [Forensic]	4551R015	29 149	3 - 4 Weeks	  
Drug Toxicology Invest Urine[Forensic]	4551R005	33 949	3 - 4 Weeks	  
Drug Toxicology Screen, Serum (Phenobarb, Benzodiaz, Ethanol, Barbit, Paracet, Salicylate)	B000B500	7 049	3 Days	
Dry Cleaning Agent [Urine]	9090T000	11 149	7 - 14 Days	  
DS-DNA	4529I002	3 149	2 - 3 Days	
Du-Cortisol	4494E001	4 649	3 - 5 Days	 
E. Histolitica Ab Ha QI	3940I100	3 249	2 - 3 Days	
E2 (Oestradiol/Estrogen)	4503E001	3 249	2 - 3 Hours	
E3 (Oestriol), Serum	4505E001	3 849	2 - 3 Days	
E-B Virus Ab [IgG] -CSF	3948I016	3 149	2 - 3 Days	
E-B Virus Ab [IgG], Serum	3948I013	3 149	2 - 3 Days	
E-B Virus Ab [IgM] -CSF	3946I114	3 249	2 - 3 Days	
E-B Virus Ab [IgM], Serum	3946I113	3 249	2 - 3 Days	
EBV Early Antigen - CSF	3948I017	3 549	2 - 3 Days	
EBV Early IgG, Serum	3948I014	3 049	2 - 3 Days	
EBV IgG+IgM, Serum	4551I010	6 449	2 - 3 Days	  
EBV Nuclear IgG, Serum	4551I010	2 949	2 - 3 Days	  
EBV Nuclear IgG Antigen	3948I050	3 249	3 - 5 Days	
Ecstasy (Quant. Analyser Screen Test),Urine	4493B015	2 949	2 - 3 days	
EGFR Mutation Analysis (Full)	4439D010	26 949	5 - 7 Days	  
Electrolytes, Serum (Na+ K+ Cl- CO2-)	4551B011	1 949	2 Hours	  
Electrophoresis, CSF	4425B001	3 249	2 - 2 Days	
Electrophoresis, Urine	4323B001	3 149	2 - 3 Days	



TEST DESCRIPTION	BILLING CODE	KE STD TARIFF	TAT	SAMPLE / TUBE TYPE
Enterovirus PCR	4434D015	17 149	2 - 3 Days	
Eosinophil Cationic Protein, Serum	4474E001	6 249	2 - 3 Days	
Eosinophil Stain	3885M007	4 749	6 Hours	
Epilim [Valproic Acid], Serum	4493B026	3 449	2 - 3 Days	
Erythropoietin	4611I000	4 849	2 - 3 Days	
ESR (Erythrocyte Sedimentation Rate)	3743H000	749	1 Hour	
ESR (Westergren)	3743H001	749	1 Hour	
Estriol[Unconjugated]	4505E001	3 849	2 - 3 Days	
Estrogen / Oestradiol (E2)	4503E001	3 249	4 Hours	
Ethanol Blood	4000B001	3 249	2 - 3 Hours	
Ethanol, Urine	4172B022	4 049	2 - 3 Hours	
Ethyl Benzene , Blood	9060T000	27 349	10 Days	
Exon 4 DDE I Mutation	3974D010	16 149	2 - 3 Days	
Exon 4 Mbo II Mutation	3974D011	16 149	2 - 3 Days	
Exposure To Thinners, Urine	9071T000	6 249	14 - 21 Days	
Eye - MCS	4551M048	3 649	2 - 3 Days	
Fabry Disease	4551R012	6 749	10 - 14 Days	
Factor II	3757H001	6 949	2 - 3 Days	
Factor IX Assay	3757H006	6 949	2 - 3 Days	
Factor V	3757H002	6 949	2 - 3 Days	
Factor VII	3757H003	6 949	2 - 3 Days	
Factor VIII Assay	3757H004	6 949	2 - 3 Days	
Factor VIII Inhibitors	3724H001	12 649	2 - 3 Days	
Factor X	3757H007	6 949	2 - 3 Days	
Factor XI	3757H008	6 949	2 - 3 days	
Factor Xli	3757H009	6 949	2 - 3 Days	
Factor XIII	3757H010	6 949	2 - 3 Days	
Faecal Calprotectin	43621000	8 949	2 - 3 Days	
Faecal Cryptosporidium	3883M006	849	2 Hours	

TEST DESCRIPTION	BILLING CODE	KE STD TARIFF	TAT	SAMPLE / TUBE TYPE
Faecal Elastase	4362R000	12 049	14 Days	
Faecal Fats	4345R000	4 149	3 - 5 Days	
Faecal Free Porphyrins	4366R000	1 349	2 - 3 Days	  
Faecal Plant Porphyrins	4366R001	1 349	2 - 3 Days	  
Faecal Porphyrins HPLC	4369R000	7 049	5 - 7 Days	  
Faeces - Adenovirus	3939M021	2 549	2 - 3 Hours	
Faeces - MCS: Baby <2 Yr	455IM039	3 149	24 - 72 Hours	
Faeces - Rotavirus	3904M001	2 149	2 - 3 Hours	
Fastidious Culture	3895M001	3 249	3 Days	
FBC [5-Part Di ffCount, Hb/RBC Parameters & Platelets]	4551H012	1 349	1 - 2 Hours	
FBC and ESR	4551H027	2 149	2 Hours	
FBC Only - No Platelets	3755H000	1 549	1 - 2 Hours	
Female Infertility Hormonal Screen	4551E009	33 949	3 days	
Fencamfamine , Gas Chromatography Analysis	R000R047	2 949	14 - 21 Days	
Fenfluramine , Gas Chromatography Analysis	R000R057	2 949	14 - 21 Days	
Ferritin, Serum	4528B001	3 649	2 - 3 Hours	
Fetal Lung Maturity	438ib100	2 649	2 - 3 Days	
F-Fat [Stearic Acid]	4345B001	4 749	5 - 7 Days	
Fibrillarlin	3934I027	3 549	2 - 3 Days	
Fibrinogen (Quantitative Assay)	3757H000	7 349	2 - 3 Days	  
First Trimester Downs Screen	4546E000	11 949	7 - 10 Days	  
FISH For ALK Rearrangement	R000R146	4 849	14 - 21 Days	  
Fluorescent.Trepon Ab [FTA] -CSF	3975I122	3 249	24 - 48Hours	
Flow CD10	3816H020	4 349	24 - 48 Hours	   
Flow CD117	3816H041	4 349	24 - 48 Hours	   
Flow CD11b	3816H011	4 349	24 - 48 Hours	   



























































TEST DESCRIPTION	BILLING CODE	KE STD TARIFF	TAT	SAMPLE / TUBE TYPE
Flow CD123	3816H062	4 349	24 - 48 Hours	   
Flow CD13	3816H021	4 349	24 - 48 Hours	   
Flow CD138	3816H042	4 349	24 - 48 Hours	   
Flow CD14	3816H022	4 349	24 - 48 Hours	   
Flow CD15	3816H023	4 349	24 - 48 Hours	   
Flow CD16	3816H024	4 349	24 - 48 Hours	   
Flow CD19	3816H004	4 349	24 - 48 Hours	   
Flow CD1a	3816H017	4 349	24 - 48 Hours	   
Flow CD2	3816H018	4 349	24 - 48 Hours	   
Flow CD20	3816H026	4 349	24 - 48 Hours	   
Flow CD21	3816H027	4 349	24 - 48 Hours	   
Flow CD22	3816H028	4 349	24 - 48 Hours	   
Flow CD22 Cytoplasmic	3816H049	4 349	24 - 48 Hours	   
Flow CD23	3816H015	4 349	24 - 48 Hours	   
Flow CD24	3816H079	4 349	24 - 48 Hours	   
Flow CD25	3816H029	4 349	24 - 48 Hours	   
Flow CD3	3816H000	4 349	24 - 48 Hours	   
Flow CD3 Cytoplasmic	3816H045	4 349	24 - 48 Hours	   
Flow CD30	3816H030	4 349	24 - 48 Hours	   
Flow CD33	3816H031	4 349	24 - 48 Hours	   
Flow CD34	3816H032	4 349	24 - 48 Hours	   
Flow CD36	3816H072	4 349	24 - 48 Hours	   
Flow CD38	3816H014	4 349	24 - 48 Hours	   
Flow CD4	3816H001	4 349	24 - 48 Hours	   
Flow CD41	3816H051	4 349	24 - 48 Hours	   
Flow CD41a	3816H033	4 349	24 - 48 Hours	   
Flow CD42a	3816H034	4 349	24 - 48 Hours	   
Flow CD42b	3816H077	4 349	24 - 48 Hours	   
Flow CD43	3816H061	4 349	24 - 48 Hours	   
Flow CD44	3816H007	4 349	24 - 48 Hours	   
Flow CD45	3816H035	4 349	24 - 48 Hours	   

TEST DESCRIPTION	BILLING CODE	KE STD TARIFF	TAT	SAMPLE / TUBE TYPE
Flow CD45ra	3816H036	4 349	24 - 48 Hours	   
Flow CD45ro	3816H037	4 349	24 - 48 Hours	   
Flow CD5	3816H007	4 349	24 - 48 Hours	   
Flow CD52	3816H050	4 349	24 - 48 Hours	   
Flow CD55	3816H056	4 349	24 - 48 Hours	   
Flow CD55 Red Cell Gating	3816H058	4 349	24 - 48 Hours	   
Flow CD57	3816H073	4 349	24 - 48 Hours	   
Flow CD58	3816H007	4 349	24 - 48 Hours	   
Flow CD59 Red Cell Gating	3816H059	4 349	24 - 48 Hours	   
Flow CD61	3816H039	4 349	24 - 48 Days	   
Flow CD64	3816H052	4 349	24 - 48 Hours	   
Flow CD66c	3816H039	4 349	24 - 48 Hours	   
Flow CD7	3816H019	4 349	24 - 48 Hours	   
Flow CD79a Cytoplasmic	3816H046	4 349	24 - 48 Hours	   
Flow CD79b	3816H060	4 349	24 - 48 Hours	   
Flow CD8	3816H002	4 349	24 - 48 Hours	   
Flow CD81	3816H007	4 349	24 - 48 Hours	   
Flow CD99	3816H071	4 349	24 - 48 Hours	   
Flow Cytoplasmic Kappa	3816H063	4 349	24 - 48 Hours	   
Flow Cytoplasmic Lambda	3816H064	4 349	24 - 48 Hours	   
Flow Cytoplasmic MPO	3816H047	4 349	24 - 48 Hours	   
Flow Flaer	3816H074	4 349	24 - 48 Hours	   
Flow Fmc7	3816H043	4 349	24 - 48 Hours	   
Flow Glycophorin A	3816H044	4 349	24 - 48 Hours	   
Flow HLA-DR	3816H010	4 349	24 - 48 Hours	   
Flow Kappa Marker	3816H005	4 349	24 - 48 Hours	   
Flow Lambda Marker	3816H006	4 349	24 - 48 Hours	   
Flow TDT	3816H039	4 349	24 - 48 Hours	   
Fluid - MCS	9999M071	3 549	2 - 3 days	
Fluid - Total Cell Count	4401M001	949	4 - 6 Hours	
Fluid Biochemistry incl ADA (TP/Glu/LDH/ADA)	4551B023	2 649	2 - 3 hours	
Fluid Biochemistry incl Amylase (TP/Glu/LDH/ADA/Cholesterol/Amylase)	4551B024	6 449	2 - 3 Hours	

TEST DESCRIPTION	BILLING CODE	KE STD TARIFF	TAT	SAMPLE / TUBE TYPE
Fluid Biochemistry incl LDH (Total Protein/Glu/LDH)	4551B022	2 149	2 - 3 Hours	
Fluid Glucose & Total Protein	4551B010	1 549	2 Hours	
Fluid Profile Basic: Glucose & Total Protein	4551B010	1 549	2 Hours	
Fluorescent.Trepon Abs.IgM -CSF	3975I123	3 249	2 - 3 Days	
Fluorescent.Trepon.Ab IgM, Serum	3975I121	3 249	2 - 3 Days	
Fluoride Exposure,Post-Shift U	4372T001	3 849	14 - 21 Days	
Fluoride Exposure,Pre-Shift[U]	4372T000	3 849	14 - 21 Days	
Fluoride, Tissue	4372T002	3 849	3 - 5 Days	
Folate, Serum (Folic Acid, Serum)	4533E001	3 349	2 - 3Hours	
Food Handlers- Occupational Health	9999L103	8 149	2 - 3 Days	
Forensic Y-Str Male Identification DNA Test	9000D013	48 949	10 - 14 Days	
Formaldehyde Exposure, Urine	9053T000	6 749	14 - 21 Days	
Formaldehyde, Urine [Total]	R000R310	8 149	14 - 21 Days	
Formic Acid, Urine	4253R012	7 549	10 Days	
Free Carnitine, Serum	R000R022	5 949	3 - 4 Weeks	
Free Prostatic Spec. Antigen, Serum	4469E003	4 049	3 Hours	
Free Testosterone Index [FTI], (Total Testosterone, Shbg, Fti Calculation)	4501E002	6 549	2 - 3 Hours	
Free Tri-Iodothyronine (FT3)	4509E001	2 749	3 Hours	
Free U-Carnitine	R000R022	5 449	3 - 4 Weeks	
Fructosamine (Glycosylated Albumin)	4063R000	2 449	3 - 5 Days	
FSH (Follitropin Hormone)	4516E001	3 349	2 - 3 Hours	
Full Blood Count (With 5-Part Diff Count, Hb/RBC Parameters & Platelets)	4551H012	1 349	1 - 2 Hours	
Fungal Culture	3901M002	4 649	Up to 21 Days	
Fungal MCS	455IM052	3 549	14 - 21 Days	
Fungal Microscopy	3867M037	1 449	2 - 3 Hours	
Fungitell Assay[1,3]-Beta-D-Gl	3958I001	14 949	3 - 5 Days	
Furfural Exposure, Urine	9018T000	6 749	14 - 21 Days	
G.I. Tumour Antigen (CA19-9)	4460E001	3 649	2 - 3 Hours	
G6PD Screen	3829H000	1 349	2 - 3 Days	
G6PD, Blood	3830B001	2 949	2 - 3 Days	
Galactosaemia	3789R000	7 049	7 - 14 Days	

















































TEST DESCRIPTION	BILLING CODE	KE STD TARIFF	TAT	SAMPLE / TUBE TYPE
Galactosaemia Screening.- Urine]	R000R5243121	7 049	7 - 10 Days	  
Gamma-GT Glutamine Transferase (GGT), Serum	4134B002	949	2 Hours	
Ganglioside Autoantibodies	3934I205	4 049	5 - 10 Days	
Ganglioside IgG:Gm1	3969I005	21 349	2 - 3 Days	
Ganglion Receptor Ab (Alpha3)	9999L561	33 749	4 - 8 Weeks	  
Gastric Antibodies [Parietal] ,Serum	3934I013	4 049	2 - 3 Days	
Gastrin, Serum	4527E001	3 649	2 - 3 Days	  
Gauchers Screen	4551R005	33 949	10 - 14 Days	  
Gene Probe - Gonococcal	4592V002	9 949	2 - 3 Days	 
Genital - Cervical Swab With MCS	999M065	3 849	3 Days	
Genital - MCS /High Vaginal Swab	4551M014	3 849	24 - 72 Hours	
Genital Culture	3895M011	3 249	12 Hour	
Giardia Ab In Stool	3946I014	3 549	2 - 3 Hours	
Giardia Ag In Stool[Vet]	3946I014	3 549	2 - 3 Hours	

TEST DESCRIPTION	BILLING CODE	KE STD TARIFF	TAT	SAMPLE / TUBE TYPE
Giardia Lamblia Antigen, Stool	3946M000	1 449	2 - 3 Hours	
Gluc Tolera Preg Screen 1hr [50g]	4057B003	1 249	4 Hours	
Glucose 6 Mins	4057B006	749	2 Hours	
Glucose Basal	4057B026	749	2 Hours	
Glucose Fasting, Plasma	4057B001	649	12 Hours	
Glucose Post-Prandial, Plasm	4057B003	1 249	2 Hours	
Glucose Random, Plasma	4057B002	649	2 Hours	
Glucose Synovial Fluid	4057B009	849	2 - 3 Days	
Glucose Tolerance 2 Specimens	4049B000	2 149	4 Hours	
Glucose Tolerance 2hr 3sp 75g	4049B000	2 149	4 Hours	
Glucose Tolerance 2hr-5sp Auc	4061B000	4 149	4 Hours	
Glucose Tolerance 2hr-75g-5sp	4061B000	4 149	4 Hours	
Glucose Tolerance 3h Preg 100g	4053B001	2 149	4 Hours	
Glucose Tolerance 3hr-7sp	B000B005	3 449	4 Hours	
Glucose Tolerance 5 Specimens	4052B000	2 149	4 - 6 Hours	
Glucose Tolerance 6 Specimens	4061B000	4 149	4 - 6 Hours	
Glucose Tolerance Gest 2hr	4052B000	2 149	4 Hours	
Glucose Tolerance Std 2hr 75g	4052B000	2 149	2 Hours	
Glucose, CSF	4421B001	749	2 Hours	
Glucose, Fluid	4057B005	749	12 Hours	
Glutamine, CSF	4451B001	3 149	2 - 3 Days	
Gluten IgA Serum	3946I004	3 349	2 - 3 Days	
Gluten IgA	3948R000	4 649	2 - 3 Days	
Gluten IgG	3948I231	3 249	2 - 3 Days	
Glycated Haemoglobin [HBA1C]	4551B005	2 949	2 - 3 Hours	
Gonococcal Antibodies Serum	3960I000	3 049	2 - 3 Days	
G-Phenylalanine [Pku] Urine	4128R000	2 149	2 - 3 Days	
G-Phenylalanine [Pku], Blood Card	4128R000	2 149	2 - 3 Days	
Gram Stain - Aerobic Bottle	M000M035	849	1 - 2 Hours	N/A
Gram Stain - Anaerobic Bottle	3882M003	849	1 - 2 Hours	
Gram Stain - Ear Swab	3930M003	849	1 - 2 Hours	






TEST DESCRIPTION	BILLING CODE	KE STD TARIFF	TAT	SAMPLE / TUBE TYPE
Gram Stain - ENT	9999M111	1 449	1 - 2 Hours	
Gram Stain - Pus Swab	3867M023	849	1 - 2 Hours	
Gram Stain and Wet Prep	3867M004	1 249	1 - 2 Hours	
Growth Hormone [Random], Serum	4495E002	3 849	2 - 3 Days	
Growth Hormone, Serum,Fasting	4495E001	3 849	2 - 3 Days	
Gynae Cyto Rep/Ref [Unstained]	0191Q001	2 949	2 - 3 Days	  
Haemochromatosis H63d Mutation PCR	3974D026	17 949	3 - 5 Days	  
Haemoglobin [Hb]	3762H000	749	1 Hours	
Haemoglobin A	3769H000	16 149	1 - 2 Days	
Haemoglobin A2 (Electrophoresis)	3768H000	6 149	2 Days	
Haemoglobin F (Foetal)	3835H000	1 449	24 Hours	
Haemolytic Screen (Haptoglobulin, Bilirubin T/D, LDH, FBC & Retic Count)	4551B009	8 949	24 Hours	 
Hair - Aluminium	4374B101	4 949	14 - 21 Days	  
Hair - Copper	4298B009	4 749	14 - 21 Days	  
Hair - Essential Mineral Profile [Full]	9102B000	22 149	14 - 21 Days	  
Hair - Heavy Metals Profile	9103B000	20 949	7 - 14 Days	  
Hair - Lead	4209B004	4 649	14 - 21 Days	  
Hair - Normal Profile	9100B000	9 649	14 - 21 Days	  
Hair Metal Analysis Aluminium	4374R006	4 249	14 - 21 Days	  
Hair Metal Analysis Copper	4298R000	4 749	14 - 21 Days	  
Hair Metal Analysis Lead	4209R001	4 649	14 - 21 Days	  
Hair Metal Analysis Mercury	4374R007	4 949	14 - 21 Days	  
Hair Metal Analysis Nickel	4374R009	4 949	14 - 21 Days	  
Haptoglobin, Serum	3772B004	3 549	2 - 3 Days	
Hb Electrophoresis Screen	3998H000	7 349	2 Days	  
HB/PCV [Hb + PCV + RBC+ MCV]	3762H001	749	1 - 2 Hours	
HBA1C (Glycated Haemoglobin)	4551B005	2 949	2 - 3 Hours	
HCG (Human Chronic Gonadotrophin) Quantitative-Serum	4540E001	3 149	1 - 2 Hours	
HCT (haematocrit)	3791H000	749	1 Hour	











































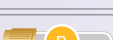

TEST DESCRIPTION	BILLING CODE	KE STD TARIFF	TAT	SAMPLE / TUBE TYPE
HDL Cholesterol, Serum	4028B001	949	2 - 3 Hours	
Heinz Bodies	3755H002	2 149	4 Hours	
Helicobacter Pylori Ab IgM	3948I006	2 949	1 - 2 Hour	
Helicobacter Pylori IgG Ab	3948I006	2 949	1 - 2 Hour	
Helicobacter Pylori Stool Ag	4610I001	3 149	1 - 2 Hours	
Hep A & B Acute Profile (Hep A IgM, Hep B Core Ab, HbSAg and HbSAb)	4551I025	12 649	2 - 3 Hours	
Hep A IgG Antibody	4531I001	3 149	2 - 3 Hours	
Hep A IgM Antibody	4531I002	3 149	2 - 3 Hours	
Hep A Total IgG and IgM	4531I011	3 249	2 - 3 Hours	
Hep B & C Status (Prior Exposure)	4551I026	10 049	4 Days	
Hep B Core Antibody	9999I026	3 349	4 Days	
Hep B Core IgM Antibody	4531I009	3 149	4 Days	
Hep B Surface Antibody	4531I006	3 149	2 - 3 Hours	
Hep B Surface Antigen	4531I005	3 149	2 - 3 Hours	
Hep Be Antibody	4531I009	3 149	2 - 3 Days	
Hep Be Antigen	4531I008	3 149	2 - 3 Days	
Hep C Antibody Screen	3932I012	3 249	2 Hours	
Hep C Western Blot	3969I001	12 949	2 - 3 Days	
Hepatitis A Profile [IgG + IgM]	4531I011	5 849	2 - 3 Hours	
Hepatitis Acute Profile (Hep A IgM, Hep B Core Ab, HbSAg and HbSAb)	4551I025	12 649	2 - 3 Days	
Hepatitis B Profile [All Hepatitis B Markers X6]	4551I029	24 949	3 - 5 Days	
Hepatitis B Virus Qualitative PCR	4434D011	15 349	5 - 7 Days	
Heroin , Gas Chromatography Analysis -B	R000R067	2 749	2 - 3 Days	
Heroin Urine (Analyser Test)	R000R015	4 349	2 - 3 Days	
Herpes 1 IgG -CSF	3948I035	3 149	2 - 3 Days	
Herpes 1 IgG, Serum	3948I033	3 149	2 - 3 Days	
Herpes 1+2 IgM Ab HSV - CSF	3946I130	3 649	2 - 3 Days	
Herpes 2 IgG -CSF	3948I036	3 149	2 - 3 Days	
Herpes 2 IgG, Serum	3948I034	3 149	2 - 3 Days	
HEV IgG	4531I027	3 149	3 - 5 Days	
HEV IgM	4531I028	3 149	3 - 5 Days	


















































TEST DESCRIPTION	BILLING CODE	KE STD TARIFF	TAT	SAMPLE / TUBE TYPE
HEV IgG	4531I027	3 149	3 - 5 Days	
HEV IgM	4531I028	3 149	3 - 5 Days	
Hexanedione 2,5 Urine	4253R306	6 949	7 - 14 Days	
HHV-6 PCR	3974R01631	13 949	2 - 3 Days	
HHV-8 PCR	3974R014	14 749	2 - 3 Days	
Hippuric Acid, Urine	904IT000	13 949	2 - 3 Weeks	
Hirsutism Screen (Progesterone/17-OH, Free Testosterone Index, DHEA, Androstenedione, Cortisol)	4551E008	19 949	2 - 3 Days	
Histology ER Immunohistochemistry	4592P009	6 449	2 - 3 Days	
Histology FISH HER2/Ne Breast	P002P101	22 449	1 Week	
Histology HER2 Immunohistochemistry	4592P011	6 449	2 - 3 Days	
Histology PR Immunohistochemistry	4592P010	6 449	2 - 3 Days	
Histology Case Review/Referral	0191P000	4 549	2 - 3 Days	
Histology Request Large	4551P005	12 649	5 - 10 Days	
Histology Request Medium Sized (3-5 blocks)	4551P006	8 949	4 - 6 Days	
Histology Request Small Sized (1-2Blocks)	4551P007	5 449	3 - 5 Days	
Histology Section Recut	9999P015	1 649	2 - 3 Days	
Histone Ab	3982I000	1 649	2 - 3 Days	
Histopathology - Breast Immuno Panel X2 (ER, PR)	4551P014	12 449	3 - 5 Days	
Histopathology - Breast Immuno Panel X3 (ER, PR,HER2)	4551P013	17 949	3 - 5 Days	
Histopathology - Breast Immuno Panel X4 (ER, PR, HER2, Ki67)	4551P012	22 449	3 - 5 Days	
Histopathology - Immunoperoxidase X1	4592P000	4 449	3 - 5 Days	
Histopathology - Immunoperoxidase X2	4592P001	8 049	3 - 5 Days	
Histopathology - Immunoperoxidase X3	4592P002	15 049	3 - 5 Days	
Histopathology - Immunoperoxidase X4	4592P003	21 549	2 - 3 Days	
Histopathology - Immunoperoxidase X5	4592P004	27 549	2 - 3 Days	
Histopathology - Liver Biopsy	4567P101	8 049	3 - 5 Days	
Histopathology - Miscellaneous Histopathology	4567P115	6 449	2 - 3 Days	
Histopathology - Renal Biopsy Only	4567P118	10 049	3 - 5 Days	
Histopathology - Renal Biopsy With Immunofluorescence	4567P119	47 949	5 - 7 Days	
Histopathology - Renal Immunofluorescence Only	4591P026	41 949	5 - 7 Days	
Histopathology - Special Stains X1	4589P000	1 449	2 - 3 Days	














































































TEST DESCRIPTION	BILLING CODE	KE STD TARIFF	TAT	SAMPLE / TUBE TYPE
Histopathology Processing Large	4551P019	6 249	5 - 7 Days	
Histopathology Processing Small	4551P018	3 049	2 - 3 Days	
Histopathology - Special Stains X2	4589P001	6 449	2 - 3 Days	
Histopathology - Special Stains X3	4589P002	6 449	2 - 3 Days	
Histopathology Very Large Specimen (>12 Blocks)	4551P011	18 249	2 - 3 Days	
Histopathology Additional Serial Sect	4584P000	4 749	2 - 3 Days	  
Histopathology Breast Biopsy plus ER/PR/HER2	4551P010	23 949	3 - 5 Days	  
Histoplasma Antibodies	3948I234	3 249	3 - 5 Days	
HIV 1 & 2 ELISA-CSF	3932I005	3 249	3 - 5 Days	
HIV Drug Res Integrase	4766D002	50 349	10 - 14 Days	  
HIV Drug Resistance [Full Profile]	4766D000	57 449	10 - 14 Days	
HIV ELISA (4th Generation)	3932I001	2 849	4 Hours	
HIV Treatment Monitoring (Viral Load & CD4 Count)	4551L104	13 949	2 - 3 Days	
HIV Western Blot For HIV II	3969I003	12 949	3 - 5 Days	
HIV-1 Tropism, special case	4766D005	36 349	10 - 14 Days	  
HIV-1/2 [3rd Gen]	3932I003	3 249	4 Hours	  
HIV-1/2 Point Of Care Rapid Test	4614I001	1 249	4 Hours	
HLA Class I	4606R001	11 849	7 - 10 Days	 
HLA Class I and II	4606R000	41 749	7 - 10 Days	 
HLA Class II	4605R001	28 949	7 - 10 Days	 
HLA Luminex Antibodies	4551R000	47 049	7 - 10 Days	
HLA-B27 (PCR)	4603H000	8 249	14 Days	  
Homocysteine (Fasting), Blood	4040B002	3 849	2 - 3 Days	  
Homocystine, Urine 24 Hours	4040R000	3 849	2 - 3 Days	
Homogentisic Acid, Urine	R000R093	1 149	1 - 2 Weeks	
HSV 1&2 IgM, Serum	3946I129	3 249	2 - 3 Hours	
HTLV I/II	4612I000	4 849	3 - 5 Days	
Hydatid Haemagglutination	3960I104	3 349	2 - 3 Days	
Hydroxyprogesterone/17-OH, Serum	4520E001	3 349	3 - 5 Days	
Hydroxyprogesterone/17-OH Steroid Analysis[HPLC]	4490E009	8 649	2 - 3 Days	
IFE Electrophoresis, Urine	4327B001	8 549	2 - 3 Days	











































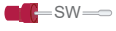

TEST DESCRIPTION	BILLING CODE	KE STD TARIFF	TAT	SAMPLE / TUBE TYPE
IgA [Immunoglobulin A], Serum	4182B001	2 449	12 Hours	
IgG [Immunoglobulin G], Serum	4182B002	2 449	12 Hours	
IgG Index CSF Profile With Electrophoresis, CSF & Serum	F9	14 849	2 -3 Days	   
IgG Low Level Subclass G4, Serum	4106B009	4 949	2 - 3 Days	
IgG Subclass G1, Serum	4106B001	4 949	2 - 3 Days	
IgG Subclass G2, Serum	4106B002	4 949	2 - 3 Days	
IgG Subclass G3, Serum	4106B003	4 949	2 - 3 Days	
IgG Subclass G4, Serum	4106B004	4 949	2 - 3 Days	
IgG, Serum	4182B002	2 449	2 - 3 Days	
IgM [Immunoglobulin M], Serum	4182B003	2 449	2 - 3 Days	
Immunofixation IgA	4066B001	8 949	2 - 3 Days	
Immunofixation IgG	4105B004	3 149	2 - 3 Days	
Immunofluorescence, Direct X 1	4591P000	5 249	3 - 5 Days	
Immunofluorescence, Direct X 2	4591P001	8 949	3 - 5 Days	
Immunofluorescence, Direct X 3	4591P002	13 949	3 - 5 Days	
Immunofluorescence, Direct X 4	4591P003	18 249	3 - 5 Days	
Immunofluorescence, Direct X 5	4591P004	23 949	3 - 5 Days	
Immunofluorescence, Direct X 6	4591P005	27 149	3 - 5 Days	
Immunofluorescence, Direct X 7	4591P006	31 749	3 - 5 Days	
Immunoglobulin A [IgA], Serum	4182B001	2 449	2 - 3 Days	
Immunoglobulin A, Low Conc	4182B010	2 449	2 - 3 Days	  
Immunoglobulin D X	3973R000	2 449	5 - 7 Days	
Immunoglobulin E (IgE), Serum	4513E001	3 249	2 - 3 Days	
Immunoglobulin E Low Level	4514E202	3 649	2 - 3 Days	
Immunoglobulin G [IgG], Serum	4182B002	2 449	2 - 3 Days	
Immunoglobulin G, Urine	4181B001	2 449	2 - 3 Days	
Immunoglobulin M [IgM], Serum	4182B003	2 449	2 - 3 Days	
Immunoglobulin M, Low Conc	4182B011	2 449	2 - 3 Days	  
Immunoglobulins [IgA,IgG,IgM]	4551B008	6 249	2 - 3 Days	
Indirect Coombs Anti-Globulin Test	3709H000	1 349	1 Hour	





















































TEST DESCRIPTION	BILLING CODE	KE STD TARIFF	TAT	SAMPLE / TUBE TYPE
Infertility Hormonal Profile - Female	4551E009	33 949	2 - 3 Days	  
Infertility Hormonal Profile - Male	4551E007	19 949	2 - 3 Days	  
Inherited Thrombophilia Screen	-	64 849	3 - 5 Days	  
INR / PTI (Prothrombin Time Patient)	3805H000	1 349	2 Hours	  
Insulin (Random) Serum	4485E002	4 149	3 - 4 Hours	
Insulin Growth Factor 1 [Somatomedin C]	4461E00	9 549	3 - 5 Days	 
Insulin Induced Hypoglycaemia	B000B007	40 749	2 - 3 Days	  
Insulin (Fasting), Serum	4485E001	3 849	3 - 4 Hours	
Interleukin 6	4083E000	9 649	6 - 10 Days	
Intestinal Parasites Only	3893M001	1 049	1 Hour	
Intrinsic Factor Antibodies	3934I210	4 049	2 - 3 Days	
Ionized calcium – Clotted sample	4016L000	1 749	2 - 3 Hours	  
Iron Profile (Fe,Transf,%Sat,Ferritin)	4551E001	7 249	2 - 3 Hours	
Iron, Serum	4071B001	1 449	2 - 3 Hours	
Iron, Urine	4374B009	4 949	2 - 3 Hours	  
Iron,Liver	4374B010	4 949	7 - 10 Days	  
Isophorone Diisocyanate	9065T003	6 949	7 - 14 Days	  
JAK2 V617f Mutation	3974D035	17 949	3 - 5 Days	
JC Virus Virus PCR Q1	3974R021	17 949	7 - 14Days	  
Joint - Crystals	3878M001	1 249	3 - 4 Hours	
Kappa Free Light Chains Urine	4106B012	4 949	2 - 3 Days	
Karyotyping - Amniotic Fl	4755G001	59 198	3 - 4 Weeks	  
Karyotyping - Chor.Villus	4755G000	47 198	3 - 4 Weeks	  
Karyotyping Cytogenetics, Blood	4551G001	37 598	3 - 4 Weeks	
Karyotyping Alternative PCR Microarray	4551G001	41 949	3 - 4 Weeks	
Keppra – SST (serum separator tube Serum)	4234R024	11 149	7 - 10 Days	
Kidney UEC Profile (Urea + Creat + Electrolytes)	4551B006	3 349	2 Hours	
K-Ras Mutation PCR	G000G003	41 949	5 - 7 Days	  
Lactate Dehydrogenase (LDH), Serum	4133B001	949	2 - 3 Hours	
Lactate, Blood	4086B000	3 149	2 - 3 Days	  
Lactate, CSF	4128B006	2 749	2 - 3 Days	  
















































TEST DESCRIPTION	BILLING CODE	KE STD TARIFF	TAT	SAMPLE / TUBE TYPE
Lactose Tolerance Test	4061B001	5 349	2 - 3 Days	  
Lambda Free Light Chains Urine	4106B013	4 949	2 - 3 Days	
Lamellar [Amniotic Platelet Count	4381B001	2 649	2 - 3 Hour	
Lamictin, Serum	4233R005	10 449	24 Hours	
Latex Agglut Mening B/Ecoli K1	4440M001	1 449	1 - 2 Hour	
Latex Agglutination H.Influenza B	4551M044	1 449	1 - 2 Hour	
Latex Agglutination N.Meningitidis Strains A,C,Y,W135	9000M000	1 449	1- 2 Hour	
Latex Agglutination Strep. Pneumoniae	4440M002	1 449	1 - 2 Hour	
Latex Agglutination Streptococcus Type B	M000M038	1 449	1 - 2 Hours	
LDH (Lactate Dehydrogenase), Serum	4133B001	949	3 - 4 Hours	
LDH Isoenzymes, Serum	4137B001	2 449	2 - 3 Days	  
LDH, Fluid	4133B002	1 349	2 - 3 Hours	
LDL Cholesterol, Measured Serum	4026B001	1 249	2 - 3 Days	
Lead in Tissue Measured	4209B005	4 649	7 - 10 Days	  
Lead in Blood Ug/Dl	4146B001	4 649	7 - 10 Days	  
Lead in Urine	4209B002	4 649	10 - 14 Days	
Legionnaires IFA [Antibodies]	3975I180	3 249	3 - 5 Days	
Legionnaires IFA Titre	3975I190	3 249	2 - 3 Days	
Leponex [Clozapine]	4253R022	6 449	5 Days	  
Leutenising Hormone [LH]	4517E001	4 349	4 Hours	
LFT [Liver Function Test] <i>Basic</i> No Proteins (Bilirubin T/D, ALP, AST AST, GGT, No LDH)	4551B007	4 949	2 - 3 Hours	 
LFT [Liver Function Test] <i>Extra</i> With Proteins & LDH (Bilirubin T/D, ALP, AST AST, GGT, Total Protein, Albumin + LDH)	4551B025	5 949	2 - 3 Hours	
LFT [Liver Function Test] <i>Full</i> With Proteins (Bilirubin T/D, ALP, AST AST, GGT, Total Protein, Albumin - No LDH)	4551B026	4 949	2 - 3 Hours	
LH [Leutenising Hormone]	4517E002	3 349	2 - 3 Hours	
Lipase, fluid – Fluid	4085B001	1 649	2 - 3 Hours	
Lipase, Serum	4085B001	1 649	2 - 3 Hours	
Lipid Profile (Cholesterol+HDL+LDL+Trig+Ratio Calculations)	4025B000	2 949	2 - 3 Hours	
Lipoprotein Electrophoresis	4091R000	4 449	3 - 5 Days	  
List 1h Ab	3960I100	2 949	2 - 3 Days	
List 1-O	3960I102	2 949	2 - 3 Days	
List 4b-H	3960I101	2 949	2 - 3 Days	


































































TEST DESCRIPTION	BILLING CODE	KE STD TARIFF	TAT	SAMPLE / TUBE TYPE
List 4b-O	3960I103	2 949	2 - 3 Days	
Lithium, Serum	4067B000	1 549	2 - 3 Days	
Liver Antibodies	3969I007	17 149	2 - 3 Days	
Liver Enzymes Only- (ALP, AST AST, GGT) - NO LDH	4551B012	4 849	2 - 3 Hours	
Liver Function Test [LFT] <i>Full</i> With Proteins & LDH (Bilirubin T/D, ALP, AST AST, GGT, Total Protein, Albumin + LDH)	4551B026	4 949	2 - 3 Hours	
LKM	3934I014	4 049	2 - 3 Days	
LSD Urine	4370R002	3 649	2 - 3 Days	
Lupus Anticoagulant / Inhibitor	4551H024	12 449	2 - 3 Days	  
Lutropin (LH), Serum	4517E001	3 349	2 - 3 Hours	
Lyme Disease Antibodies	3948I001	3 249	2 - 3 Days	
Lymphocytotoxic Cross Match	4607R000	6 449	10 -14 Days	   
Magnesium, 24 Hour Urine	4284B001	1 349	2 - 3 Hours	  
Magnesium, Serum	4094B001	949	2 - 3 Hours	
Malaria (No QBC)	3883H000	749	1 - 2 Hours	
Malaria Antigen (Rapid Test)	3792H001	949	2 Hours	
Malaria Full Microscopy [Thick+Thin Smear]	4551H006	749	1 - 2 Hours	
Malaria Profile (Microscopy & Antigen Test)	4551H007	1 349	1 - 2 Hour	
Male Infertility Hormonal Profile	4551E007	19 949	2 - 3 Days	
Malignant Melanoma Marker S-100b	4469E005	5 049	2 - 3 Days	
Mandelic Acid (Quant. Analyser Screen Test), Urine 1.5	9084T000	6 449	10 - 14 Days	  
Mandelic Acid (Quant. Analyser Screen Test), Urine 300	9033T000	6 949	10 - 14 Days	  
Mandelic Acid (Quant. Analyser Screen Test), Urine 800	9032T000	6 949	10 - 14 Days	  
Mandrax-Methaqualone, Gas Chromatography Analysis	R000R044	2 949	2 - 3 Days	
Manganese, Blood	4014B004	6 249	7 - 10 Days	  
Manganese, Urine	4374R301	6 249	7 - 10 Days	
Mantoux (PPD) Skin Test	4551I001	949	3 Days	 
Mast Cell Tryptase	4457R000	17 949	7 Days	
Maternity DNA Profile (Mother & Child)	9000D013	48 949	5 - 10 Days	  
Mazindol , Gas Chromatography Analysis	R000R051	2 949	5 - 7 Days	
MCV (Mean Cell Volume)	3739H001	649	1 Hour	
MDMA (Ecstasy) (Qual), Urine [Point Of Care Test]	F9	3 449	2 Hours	
































TEST DESCRIPTION	BILLING CODE	KE STD TARIFF	TAT	SAMPLE / TUBE TYPE
Measles IgG, Serum	3948I019	3 149	2 - 3 Days	 
Measles IgM, Serum	3946I115	3 249	2 - 3 Days	 
Meconium Albumin	4373B001	1 949	2 - 3 Days	 AM  
Mercury [Tissue] Measured	4374B011	4 949	10 - 14 Days	 TS  
Mercury Blood	4551R331	4 949	10 - 14 Days	 
Mercury, Blood (Total)	4096B001	4 849	10 - 14 Days	 
Mercury, Urine	4374B007	4 949	10 - 14 Days	 UR
Metabolic Screen, Blood	4266B001	2 949	3 - 4 Weeks	   
Metabolic Screen, Blood Card (sample collected within 72 hours of birth)	4268R011	16 149	7 - 14 Days	  BP  
Metal Query	4253R013	7 049	N/A	 
Metanephrine Blood	4252B000	14 949	7 - 14 Days	 24hr  
Metanephrine Or VMA, Urine 24hr	4253B301	6 749	7 - 14 Days	 24hr  
Metanephrines, 24 Hour Urine	4326B001	14 949	7 - 14 Days	 24hr  
Metformin	4233R006	8 149	14 - 21 Days	 
Methadone (Qual), Urine [Point Of Care Test]	F9	3 449	1 - 2 Hours	 UR
Methadone Urine (Analyser Testing)	R000R012	4 949	2 - 3 Days	 UR
Methadone, Gas Chromatography Analysis	R000R064	2 949	5 - 7 Days	 UR
Methaemalbumin[Schumms]	3810R000	1 049	2 - 3 Days	 
Methaemoglobin	4078B001	1 949	2 - 3 Days	 
Methamphetamines (Qual), Urine [Point Of Care Test]	F9	3 449	1 - 2 Hours	 UR
Methanol Exposure, Post-Shift, Urine	9024T000	6 449	3 - 4 Weeks	 W  
Methanol Poisoning, Blood	9059T001	6 449	3 - 4 Weeks	   
Methanol, Plasma	9059T000	5 649	3 - 4 Weeks	   
Methaqualone (Quant. Analyser Screen Test), Urine	4493B018	3 449	10 - 14 Days	 UR
Methaqualone , Gas Chromatography Analysis	R000R061	2 949	10 - 14 Days	 UR
Methaqualone Urine	R000R010	4 449	10 - 14 Days	 W  
Methionine	R000R545	2 449	3 - 4 Weeks	  BP  
Methyl Ethyl Ketone	9951R304	11 449	2 - 3 Days	 W  
Methylchloroform Expose, Urine	9021T000	6 449	3 - 4 Weeks	 W  
Methylene Chloride Expose, Blood	9052T000	6 449	3 - 4 Weeks	   
Methylenediphenyl Isocyanate	9065T003	6 449	10 - 14 Days	 W  

TEST DESCRIPTION	BILLING CODE	KE STD TARIFF	TAT	SAMPLE / TUBE TYPE
Methylisobutyl Ketone	9951R311	12 349	10 - 14 Days	  
Mi-2	3934I028	3 749	2 - 3 Days	
Microfilaria (Conc/Thick)	3883H001	949	1 - 2 Hours	
Microfilaria (Thin)	3865H001	1 249	1 - 2 Hours	
Microfilaria QBC	4551H031	1 049	1 - 2 Hours	
Microscopy - Eye Swab	3867M017	1 249	1 - 2 Hours	
Microscopy - Faecal	3869M001	1 049	1 - 2 Hours	
Microscopy - Urine	3867M010	749	1 - 2 Hours	
Microscopy - Vaginal Swab	3867M004	1 249	1 - 2 Hours	
Mineral Profile, Urine	9999B027	13 949	7 - 10 Days	
Mitochondrial IFA [Antibodies]	3934I009	4 149	2 - 3 Days	
Molybdenum [Tissue] Measured	4374B011	4 949	5 - 7 Days	  
Molybdenum, Urine	4374B006	4 949	7 - 10 Days	
Monobromomethane, Serum	4374T003	5 649	7 - 14 Days	  
Monochloromethane, Urine	4231T002	9 549	14 - 21 Days	  
Morphine , Gas Chromatography Analysis -B	R000R065	2 949	7 - 10 Days	
Morphine, Urine	R000R014	4 449	2 - 3 Days	  
MSI (dMMR)	4551R475	33,449		  
Mucopolysacchari 1d, Urine	4227R000	1 449	10 - 14 Days	
Mucopolysaccharide, Urine	R000R514	3 949	10 Days	
Mucopolysaccharides Dmb Colour, Urine	4216R000	2 949	10 - 14 Days	
Mumps Abs [IgG + IgM] Serum	4551I011	6 449	3 Days	
Mumps IgG -CSF	3948I002	3 249	2 - 3 Days	
Mumps IgG, Serum	3948I021	3 149	3 Days	
Mumps IgM, Serum	3946I117	3 249	3 Days	
Musk Antibodies	R000R611	18 449	4 - 8 Weeks	  
Mycelial-Histoplasma	3945I011	1 749	3 - 5 Days	
Mycobacteria Susceptibility PCR	M001M005	3 449	3 - 5 Days	
Mycobacteria Susceptibility Individual Drugs Panel PCR	M001M016	27 449	4 - 5 Days	
Mycobacteria Susceptibility RIF	3930M003	1 449	N/A	



TEST DESCRIPTION	BILLING CODE	KE STD TARIFF	TAT	SAMPLE / TUBE TYPE
Mycobacterial [TB] Culture	3916M001	2 949	UPTO 2 - 8 Weeks	
Mycobacterial PCR ID + Sens (Genexpert)	M000M035	7 449	1 Day	
Mycoplasma IgG	3948I220	3 249	3 - 5 Days	
Mycoplasma IgM	3946I230	3 549	3 - 4 Days	
Myeloma Profile (QPE, Total Protein, Albumin, Alpha-1-Globulin, Beta-1-Globulin, UEC, Calcium)	F9	12 649	2 - 3 Days	
Myeloperoxidase	4589H001	4 549	2 - 3 Days	
Myoglobin, Blood	4154B001	3 849	2 - 3 Hours	
Myoglobin, Urine	4189B002	1 449	2 - 3 Days	
Myositis Profile Ab	3969I008	17 149	3 - 5 Days	
Nalbuphine , Gas Chromatography Analysis	R000R053	2 949	N/A	
Naphthol-1, Urines 3	4253R104	7 549	7 - 14 Days	
Neuron Specific Enolase	4477R000	4 849	2 - 3 Days	  
Neutrophil Alk Phosphatase	3789H000	6 249	3 - 5 Days	  
Neutrophils %	3783H000	1 449	2 Hours	
Nickel Stimulation	3978R004	11 249	2 - 3 Days	 
Nickel, Urine	4374B004	4 949	2 - 3 Weeks	
Ninhydrine Urine	4266R107	3 149	10 - 14 Days	
Nitrophenol-P (Quant. Analyser Screen Test), Urine	9027T000	6 949	3 - 4 Weeks	  
Nitrosnaphthol Urine	4269R002	749	2 - 3 Days	
NMDA Receptor Ab	R000R623	13 949	7 - 14 Days	  
N-Methylform/Creat	9000R018	13 949	7 - 14 Days	
Non Specific Esterase	4589H004	1 449	5 - 7 Days	  
Non-Gynae Cyto Rep/Refer [Stained]	0191Q000	2 949	2 - 3 Days	  
Non-Gynae Cyto Rep/Refer [Unstained]	0191Q001	2 949	2 - 3 Days	
Norepinephrine	4326B002	13 949	2 - 3 Days	  
Normetanephrine:Creat Ratio, Urine	4326B001	14 149	2 - 3 Days	  
Norpseudoephridine , Gas Chromatography Analysis	R000R048	2 949	5 - 7 Days	
Nucleoside Rt Inhibitors	4763R000	11 249	2 - 3 Days	
Occult Blood (Monoclonal Method)	3882M003	2 749	3 Hours	
Occupational Health - Radiation Profile	9999L104	8 249	10 - 14 Days	  
O-Cresol Excretion, Urine	9042T000	6 749	14 - 21 Days	  

TEST DESCRIPTION	BILLING CODE	KE STD TARIFF	TAT	SAMPLE /TUBE TYPE
OD 450 [Amniotic Fluid]	3993B002	2 449	2 - 3 Days	
OD 650 -Amniotic Fluid	3993B001	2 549	2 - 3 Days	
Oestriol (E3), Serum	4505E001	3 849	2 - 3 Days	
Oligoclonal IgG Bands, CSF	4425B002	3 849	2 - 3 Days	  
Oligosaccharide, Urine	4265R001	1 949	10 - 14 Days	
Oncology Profile Pre-Chemotherapy (Creatinine, Bili T/D, ALP, ALT, AST, LDH, FBC)	F9	7 649	2 - 3 Hours	 
Opiates (Qual), Urine [Point Of Care Test]	F9	2 949	2 -3 Days	
Opiates (Quant. Analyser Screen Test), Urine	4493B016	2 949	3 Days	
Organic Acid Serum	4268R000	28 249	3 - 4 Weeks	  
Organic Acids Urine	R000R027	28 249	7 - 10 Days	
Orotic Acid Urine	4382R000	3 149	10 - 14 Days	  
Osmolality, Faecal	4093B002	1 949	2 -3 Days	  
Osmolality, Serum	4093B003	1 949	2 - 3 Days	
Osmolality, Urine	4093B004	1 849	2 - 3 Days	
Osteocalcin, Serum	4478I000	7 149	2 - 3 Days	
Ovarian Cancer Antigen CA125	4462E001	3 849	2 - 3 Hours	
Ovary/Testicular IFA	3934I016	4 049	2 - 3 Days	
Ox19	3939I004	1 349	2 - 3 Days	
Ox2	3939I005	1 349	2 - 3 Days	
Oxalate, 24 Urine	4217B001	2 049	7 Days	  
Oxycodone (Qual), Urine [Point Of Care Test]	F9	3 549	12 Hours	
P - Metanephrine Plasma	4252R001	14 149	7 - 14 Days	  
P - Normetanephrine Plasm	4252R002	14 149	7 - 14 Days	  
P. Vivax Antigen Test	3792H002	2 449	24 Hours	
P24 Antigen - CSF	4172I001	3 249	2 - 3 Days	
P24 Antigen, Serum	4172I000	3 249	2 - 3 Days	
Panbacterial PCR	3974R020	17 949	2 - 3 Days	 
P-ANCA	3934I021	4 049	2 - 3 Days	
Pancreas IFA	3934I017	4 049	2 - 3 Days	
Pap Smear 1st Slide	4566Q009	2 949	2 - 3 Days	 
Pap Smear 2nd Slide	4566Q011	4 649	2 - 3 Days	 















































TEST DESCRIPTION	BILLING CODE	KE STD TARIFF	TAT	SAMPLE / TUBE TYPE
Pap Smear Collection (on site), transport and Reporting	F9	3 649	2 - 3 Days	 
Papaveretum , Gas Chromatography Analysis	R000R054	2 949	5 - 7 Days	
Papp-A & Free BHCG Only	4546E001	13 049	2 - 3 Days	  
Paracetamol, Serum	4493B003	3 849	2 - 3 Days	
Paraneoplastic Ab	3969I004	17 949	5 - 7 Days	
Parasite Evaluation[Vet]	VC03Q000	2 749	2 - 3 Hours	  
Parasitological Identification Of Parasite (Macro)	3864M001	4 849	2 Hours	
Parathion Exposure, Urine	9028T000	6 749	14 - 21 Days	  
Parathormone,[PTH] Serum	4512E001	3 749	2 - 3 Days	
Parvovirus IgG, Serum	3948I025	3 549	2 - 3 Days	
Parvovirus IgM, Serum	3946I121	2 549	2 - 3 Days	
Paternity DNA Father + 1 Child	9000D013	48 949	5 - 10 Days	  
Paternity Fath+Ch+Moth	D000D998	67 949	5 - 10 Days	  
Paternity Fath+Child	D000D999	45 949	5 - 10 Days	  
Paternity Test Father & 1 Child	4551D010	47 949	5 - 10 Days	  
Paul Bunnell Test	3956H000	2 149	4 Days	
PCA3 [Prostate Cancer Gene3 Amp	R000R626	46 049	10 - 14 Days	 
PCP (Quant. Analyser Screen Test), Urine	9030T000	11 149	5 - 7 Days	  
PCR - Adeno VI	4439D013	28 249	5 - 7 Days	    
PCR - Chikungunya Virus	4434D027	16 449	5 - 7 Days	  
PCR - Cyst Fibrosis Extnd Scrn	D000D100	47 049	5 - 7 Days	
PCR - Cystic Fibrosis D508	3974D009	17 949	5 - 7 Days	  
PCR - Ent Haemorrhagic E. Coli	4652D000	13 949	5 - 7 Days	
PCR - HIV Viral Load	4429D000	10 649	2 - 3 Days	
PCR ACE [Adeno+CMV+EBV] Viral Load	4439D022	25 949	5 - 7 Days	  
PCR Adenovirus Qualitative	4434D053	17 149	5 - 7 Days	 
PCR Amniotic Fluid - Mayo	R000R558	39 949	10 - 14 Days	
PCR APCR Factor V Leiden	4551D014	41 949	5 - 7 Days	  
PCR Apolipoprotein E-Alzheim	3974D014	17 949	5 - 7 Days	  
PCR Atypical Pneumonia Scr	D000D004	25 949	5 - 7 Days	 
PCR BCR/ABL Fusion Gene	3974D038	18 449	2 Days	











































































































TEST DESCRIPTION	BILLING CODE	KE STD TARIFF	TAT	SAMPLE / TUBE TYPE
PCR BK Virus	4434D042	15 349	5 - 7 Days	 <small>CORPORATE BRANDING PRICE LIST KENYA PRICE LIST 2015 (B5).CDR</small>
PCR Bordetella	4434D007	17 149	5 - 7 Days	
PCR Borrelia	R000R625	25 949	10 - 14 Days	
PCR Cadasil DNA	4763R006	12 649	5 - 7 Days	
PCR Cadasil Genotype	3974R025	17 949	5 - 7 Days	
PCR Cadasil Mutation	3974R026	17 949	5 - 7 Days	
PCR Carbapenemase [NDM1]	4432D017	12 449	5 - 7 Days	
PCR Chlamydia & Gonococcal Profile	9999D000	31 949	5 - 7 Days	
PCR Chlamydia Pneumoniae	4434D005	17 149	5 - 7 Days	
PCR Chlamydia Trachomatis	4434D000	17 149	5 - 7 Days	
PCR Clonal Ig Heavy Chain Gene	4551D017	44 949	10 - 14 Days	
PCR CMV Qualitative	4434D006	17 149	5 - 7 Days	
PCR CMV Quantitative (V Load)	4439D005	28 249	5 - 7 Days	
PCR Coxiella Burnetii	4434D017	17 149	5 - 7 Days	
PCR CSF Virus Panel	4434D045	13 149	5 - 7 Days	
PCR Cystic Fibrosis	D000D100	44 949	24 Hours	
PCR Dengue Virus RNA	4434D057	15 349	5 - 7 Days	
PCR DPD Analysis	3974R023	17 949	5 - 7 Days	
PCR EBV Quantitative	4439D008	28 249	5 - 7 Days	
PCR Exon 4 Mutation	3974D023	17 949	5 - 7 Days	
PCR Flu Virus Panel	4434D044	14 549	5 - 7 Days	
PCR Genital Discharge Screen, No HIV ELISA (4th Gen)	F9	28 549	5 - 7 Days	
PCR Genital Discharge Screen + HIV ELISA (4th Gen)	F9	31 349	5 - 7 Days	
PCR Gonococcal DNA	4434D001	17 149	12 Hours	
PCR Hadv Viral Load	4439D013	28 249	5 - 7 Days	
PCR Hain Mtb (TB PCR ID No Sens. - On Hain)	4551M121	8 249	5 - 7 Days	
PCR HCV Genotyping	4434D009	17 149	5 - 7 Days	
PCR Hep C Qualitative	4426D001	16 349	3 Days	
PCR Hep C Quantitative Viral Load	9999I027	17 149	5 - 7 Days	
PCR Hepatitis B Viral Load	4439D001	14 449	5 - 7 Days	
PCR Hepatitis B Virus Qualitative	4434D011	15 349	5 - 7 Days	





























































































































TEST DESCRIPTION	BILLING CODE	KE STD TARIFF	TAT	SAMPLE / TUBE TYPE
PCR Herpes 1 & 2	4434D013	17 149	3 - 4 Days	E
PCR HIV-1 DNA Qualitative	4434D012	9949	5 Days	E
PCR HIV-1 Quantitative	4429D000	10 649	2 - 3 Days	E
PCR HIV-2 DNA Qualitative	3974D040	12 649	12 Hours	E
PCR HIV-2 RNA Viral Load	4429D013	13 649	5 - 7 Days	E
PCR HLA B27	4603D000	8 249	14 Days	E
PCR HLA B5701	3974R030	16 149	5 - 7 Days	E
PCR HLA B5701 DNA	4763R010	10 249	N/A	E
PCR HPV Cobas [LBC Only]	4434D038	5 449	3 - 5 Days	
PCR HPV Swab	4434D003	8 949	3 - 5 Days	
PCR Influenza A	4434D029	17 149	3 - 5 Days	
PCR JC Virus Result	4434D051	17 149	2 Days	E
PCR Legionella Pneumophila	4434D018	17 149	N/A	
PCR M.Bovis For Animals	4551D100	6 249	24 Hours	E
PCR M.Tuberculosis (Line Probe Assay)	4434D004	11 549	3 - 5 Days	
PCR MTHFR	3974D027	17 949	2 - 3 Days	
PCR Mumps - Saliva/Urine	4434D048	15 349	5 - 7 Days	
PCR Mycoplasma Pneumoniae	4434D002	17 149	5 - 7 Days	
PCR N.Meningitidis DNA	4434D046	13 149	5 - 7 Days	
PCR Parvovirus B19	4434D033	17 149	5 - 7 Days	E
PCR Plasmodium Spp	D000D003	17 149	5 - 7 Days	E
PCR Pneumocystis Carinii	4434D019	13 149	5 - 7 Days	
PCR Porphyria	3974D016	17 949	5 - 7 Days	E
PCR Pro 664	3974D012	17 949	5 - 7 Days	
PCR Prothrombin & APCR	4551D013	18 949	5 - 7 Days	E
PCR Prothrombin G20210a	3974D032	17 949	5 - 7 Days	E
PCR Quantitative HIV Viral Load	3974D022	10 649	2 - 3 Days	E
PCR Respiratory Syncytial Virus	4763D005	12 449	5 - 7 Days	
PCR Respiratory Viruses	D000D009	24 849	5 - 7 Days	
PCR Reverse Transcriptase	3974D030	17 949	5 - 7 Days	E

























TEST DESCRIPTION	BILLING CODE	KE STD TARIFF	TAT	SAMPLE / TUBE TYPE
PCR Tick Bite Fever	4434D010	17 149	5 - 7 Days	  
PCR Varicella Zoster Virus	4434D021	17 149	5 - 7 Days	  
Pentachlorophenol, Blood	9000T000	5 549	14 - 21 Days	   
Pentachlorophenol[Urine]	9030T000	11 149	10 - 14 Days	
Pentobarbitone, Gas Chromatography Analysis -C	R000R070	24 149	7 - 10 Days	
Pentozocine, Gas Chromatography Analysis	R000R055	2 949	7 - 10 Days	
Periodic Acid Schi ffStain	4589H004	1 449	2 - 3 Days	  
Pethidine, Gas Chromatography Analysis	R000R052	2 949	7 - 10 Days	
pH, Urine	4188B001	649	1 Hour	
Phadiatop, Serum	4506E001	8 549	5 Days	
Phencyclidine (Quant. Analyser Screen Test), Urine	4493B030	3 649	1 - 2 Hours	
Phencyclidine , Gas Chromatography Analysis	R000R062	2 949	5 - 7 Days	
Phencyclidine , (Qual) Urine[Point of care Test]	F9	4 249	1 - 2 Hours	
Phenobarbitone, Gas Chromatography Analysis -C	R000R072	2 949	7 - 10 Days	
Phenobarbitone, Serum	4493B007	3 649	2 - 3 Days	
Phenol, Urine	4253R020	7 549	14 - 21 Days	
Phenol,Total (Quant. Analyser Screen Test), Urine	9031T000	8 649	14 - 21 Days	
Phenylalanine	R000R516	2 149	2 - 3 Days	 
Phenylglyoxylicacid (Quant. Analyser Screen Test), Urine 100	9083T000	6 949	14 - 21 Days	
Phenylglyoxylicacid (Quant. Analyser Screen Test), Urine 240	9083T000	6 949	14 - 21 Days	
Phenylmercapturic, Urine	9000R019	10 449	14 - 21 Days	
Phenylpyruvic Acid, Urine	4269B001	849	3 - 5 Days	
Phenytoin, Serum	4493B011	3 649	2 - 3 Days	
Phosphate Inorganic, Serum	4109B001	749	2 Hours	
Phosphate, 24 Hour Urine	4313B001	849	4 Hours	
Phosphate, Random Urine	4313B002	949	4 Hours	
Phospholipase A2 receptor antibody - SST	F9	16,449		
Phospholipid Abs Profile (Anti-Cardiolipin, Anti-B2-Glycoprotein, Anti-Prothrombin) No Lupus Inhibitor	4551I006	28 249	3 Days	  
Phytanic	4256R001	37 949	14 - 28 Days	  
Phytanic Acid S Prof1	4268R102	28 249	14 - 28 Days	  
Pipecolic Acid	4256R002	37 949	14 - 28 Days	  





























































































































TEST DESCRIPTION	BILLING CODE	KE STD TARIFF	TAT	SAMPLE / TUBE TYPE
Pipecolic Acid - S Pr1	4268R104	28 249	14 - 28 Days	
Pituitary Glucagon Response	E000E002	37 249	2 - 3 Days	
Plasma Haemoglobin	3793B000	1 449	1 Hour	
Plasminogen	3736H000	12 649	2 - 3 Days	
Platelet Antibody-IgG Ins-Pth	3796R000	3 049	2 - 3 Days	
Platelet Count (Auto)	3797H000	749	1 Hour	
Platinum Stimulation	3978R005	10 049	2 - 3 Days	
Platinum, Urine	4374B090	5 349	7 - 10 Days	
Pml/Rar PCR	R000R092	39 949	7 - 14 Days	
Pm-Scl	3934I026	4 049	2 - 3 Days	
Pneumocystis Carini Ag	4591I003	5 649	5 - 7 Days	
Pneumoniae Abs[IgG Only]	3948R0023121	3 549	5 - 7 Days	
Polyaromatic Hydrocarbons, Urine	9045T000	7 349	5 - 7 Days	
Pompes Disease	4551R013	6 749	10 - 14 Days	
Porphobilinogen, Urine	4272B001	1 349	2 - 3 Days	
Porphyryn Screen, Blood	4369B001	1 349	2 - 3 Days	
Porphyryn, Faec. [Qualitative]	4366B002	1 349	2 - 3 Days	
Porphyryn, Urine	4366B001	1 249	2 - 3 Days	
Potassium Random, Urine	4315B001	849	2 - 3 Days	
Potassium, Faecal	4357B001	749	2 - 3 Days	
Potassium, Fluid	4315B002	849	2 - 3 Hours	
Potassium, Serum	4113B001	749	2 - 3 Hours	
Prealbumin, Fasting	4182B013	2 449	2 - 3 Days	
Pre-Chemotherapy Oncology Profile (Creatinine, Bili T/D, ALP, ALT, AST, LDH, FBC)	F9		3 Hours	
Pregnancy Screen U-BHCG	4450I001	949	4 Hours	
P-Renin Plasma	4511E001	4 249	2 - 3 Days	
Primidone (Mysoline), Serum	4493B004	2 949	2 - 3 Days	
ProBNP (Brain Nuturetic Peptide)	4488E000	8 249	1 - 2 Hours	
Procalcitonin, Quantitative	4539E000	6 849	2 - 3 Hours	
Profile, Gas Chromatography Analysis	R000R100	9 649	5 - 7 Days	
Profile, Gas Chromatography Analysis -C	4253R045	9 549	5 - 7 Days	

TEST DESCRIPTION	BILLING CODE	KE STD TARIFF	TAT	SAMPLE / TUBE TYPE
Profile - Opiate in Urine, Gas Chromatography Analysis -B	R000R111	9 649	5 - 7 Days	
Prog/17-OH Steroid Analysis[HPLC]	4490E009	9 449	2 - 3 Days	
Progesterone, Serum	4521E001	3 249	2 - 3 Hours	
Prolactin, Serum	4537E001	2 949	2 - 3 Hours	
Properdin Factor B	4182B014	2 449	2 - 3 Hours	  
Propoxyphene Urine[Quant Analysis]	R000R013	4 349	2 - 3 Days	
Propoxyphene (Qual), Urine [Point Of Care Test]	F9	4 349	2 - 3 Days	
Propoxyphene, Gas Chromatography Analysis	R000R063	2 949	7 - 10 Days	
Protein - Total, CSF	4419B001	949	2 - 3 Hours	
Protein - Total, Serum	4117B002	749	2 - 3 Hours	
Protein (Quantitative), Urine	4213B001	949	2 - 3 Hours	
Protein C Func.	3734H000	6 749	5 Days	
Protein Electrophoresis, CSF	B000B201	3 149	2 - 3 Days	
Protein Electrophoresis, Fluid	4425B001	3 249	2 - 3 Days	
Protein Electrophoresis, Quantitative [QPE], Serum	4551B019	3 149	2 - 3 Days	
Protein S	3730H001	6 749	2 - 3 Hours	
Prothrombin Ab (IgG, IgM, IgA)	F9	10 549	2 - 3 Days	
Prothrombin G20210a PCR	3974D032	17 949	2 - 3 Days	
Prothrombin Time Index (PTI / INR)	3805H000	1 349	2 - 3 Hours	  
Protoporphyrin, Blood	4369B002	7 049	2 - 3 Days	  
Protoporphyrin, Faecal	4369B004	7 049	24 Hours	
PSA Total Only	4519E001	3 249	4 Hours	
Pseudomonas Sensitivity Only	3887M014	1 349	2 - 3 Days	  
PTI / INR (Prothrombin Time Patient)	3805H000	1 349	2 Hours	  
PTT Correction	3759H000	3 149	2 - 3 Hours	   
Purine/Pyrimidine [Urine][Pot]	4194R004	17 949	3 - 5 Days	
Pus/Fluid MCS	4551M034	3 149	2 - 5 Days	
Pyridoxine 5 Phosphate	4157R181	3 249	2 - 3 Days	  
QBC-Malaria	3786H000	1 249	1 - 2 Hours	
Q-Fever Phase II IgG Ab IFA	3975I014	2 949	3 Days	
Q-Fever Phase II IgM Ab IFA	3975I218	2 949	2 - 3 Days	






























































































TEST DESCRIPTION	BILLING CODE	KE STD TARIFF	TAT	SAMPLE / TUBE TYPE
Quantiferon-TB Gold	3978I000	10 449	3 - 5 Days	 
Quantitative HCG	4451E001	2 949	2 - 3 Hours	 
Quantitative D-Dimer	3856H000	4 049	1 - 2 Hours	 
Quinine, Plasma	4253R002	6 449	2 - 3 Days	 
R.Conorii IgG (Tickbite) If	3975I012	2 949	2 - 3 Days	 
R.Conorii IgM If	3975I013	3 249	2 - 3 Days	 
R.Typhi [Mooseri] IgG	3975I203	3 249	2 - 3 Days	 
R.Typhi [Mooseri] IgM	3946I202	3 549	3 - 5 Days	 
Radiation Profile - Occupational Health	9999L104	8 249	3 - 5 Days	    
Ras Oncogene Status	G000G003	46 049	3 - 5 Days	
RAST [Serological] Allergy IgE Test: Alternaria, Tenuis M6	4514E109	3 649	3 - 5 Days	   
RAST [Serological] Allergy IgE Test: Amoxicillin C6	4514E101	3 649	3 - 5 Days	   
RAST [Serological] Allergy IgE Test: Ampicillin C5	4514E158	3 649	3 - 5 Days	   
RAST [Serological] Allergy IgE Test: Anchovy Rf313	4514E200	3 649	3 - 5 Days	   
RAST [Serological] Allergy IgE Test: Apple F49	4514E029	3 649	3 - 5 Days	   
RAST [Serological] Allergy IgE Test: Apricotf237	4514E097	3 649	3 - 5 Days	   
RAST [Serological] Allergy IgE Test: Ascarisp1	4514E110	3 649	3 - 5 Days	   
RAST [Serological] Allergy IgE Test: Asp.Fumigatum3	4514E107	3 649	3 - 5 Days	   
RAST [Serological] Allergy IgE Test: Asparagus Rf261	4514R407	3 649	3 - 5 Days	   
RAST [Serological] Allergy IgE Test: Auberginef262	4514E156	3 649	3 - 5 Days	   
RAST [Serological] Allergy IgE Test: Avocado F96	4514E047	3 649	3 - 5 Days	   
RAST [Serological] Allergy IgE Test: Bananaf92	4514E052	3 649	3 - 5 Days	   
RAST [Serological] Allergy IgE Test: Barley F6	4514E024	3 649	3 - 5 Days	   
RAST [Serological] Allergy IgE Test: Bee Venomi1	4514E084	3 649	3 - 5 Days	   
RAST [Serological] Allergy IgE Test: Beef27	4514E045	3 649	3 - 5 Days	   
RAST [Serological] Allergy IgE Test: Beetroot F319	4514E002	3 649	3 - 5 Days	   
RAST [Serological] Allergy IgE Test: Bipolaris Spicifera Bip	4514E207	3 649	3 - 5 Days	   
RAST [Serological] Allergy IgE Test: Birch Tree T3	4514R219	3 649	3 - 5 Days	   
RAST [Serological] Allergy IgE Test: Black Pepper F280	4514R202	3 649	3 - 5 Days	   
RAST [Serological] Allergy IgE Test: Blackberry Rf211s	4514R205	3 649	3 - 5 Days	   
RAST [Serological] Allergy IgE Test: Blue Mussel F37	4514E070	3 649	3 - 5 Days	   




























































































































TEST DESCRIPTION	BILLING CODE	KE STD TARIFF	TAT	SAMPLE / TUBE TYPE
RAST [Serological] Allergy IgE Test: Cotton [Crude] O1	4514E184	3 649	3 - 5 Days	   
RAST [Serological] Allergy IgE Test: Cow Dander E4	4514E100	3 649	3 - 5 Days	   
RAST [Serological] Allergy IgE Test: Crabf23	4514E041	3 649	3 - 5 Days	   
RAST [Serological] Allergy IgE Test: Cranberry Rf281s	4514R223	3 649	3 - 5 Days	   
RAST [Serological] Allergy IgE Test: Crayfish Family F80	4514E054	3 649	3 - 5 Days	   
RAST [Serological] Allergy IgE Test: Cucumber F244	4514E125	3 649	3 - 5 Days	   
RAST [Serological] Allergy IgE Test: Curry Rf281	4514E186	3 649	3 - 5 Days	   
RAST [Serological] Allergy IgE Test: Dandelionw8	4514E103	3 649	3 - 5 Days	   
RAST [Serological] Allergy IgE Test: Dog Dander E5	4514E011	3 649	3 - 5 Days	   
RAST [Serological] Allergy IgE Test: Dust Mix. Hx2	4508E016	5 049	3 - 5 Days	   
RAST [Serological] Allergy IgE Test: Echinococcus P2	4514E111	3 649	3 - 5 Days	   
RAST [Serological] Allergy IgE Test: Egg Albumin Only F1	4514E019	3 649	3 - 5 Days	   
RAST [Serological] Allergy IgE Test: Egg Yolk Only F75	4514E028	3 649	3 - 5 Days	   
RAST [Serological] Allergy IgE Test: Ethylene Oxidek78	4514E164	3 649	3 - 5 Days	   
RAST [Serological] Allergy IgE Test: Feathers - Budgie E78	4514E018	3 649	3 - 5 Days	   
RAST [Serological] Allergy IgE Test: Feathers - Chickene85	4514E017	3 649	3 - 5 Days	   
RAST [Serological] Allergy IgE Test: Feathers - Duck E86	4514E115	3 649	3 - 5 Days	   
RAST [Serological] Allergy IgE Test: Feathers - Goosee70	4514E114	3 649	3 - 5 Days	   
RAST [Serological] Allergy IgE Test: Feathers - Mix [Disc]Ex71	4508E009	5 049	3 - 5 Days	   
RAST [Serological] Allergy IgE Test: Feathers - Parrot	4514E018	3 649	3 - 5 Days	   
RAST [Serological] Allergy IgE Test: Feathers - Parrote213	4514E132	3 649	3 - 5 Days	   
RAST [Serological] Allergy IgE Test: Feathers - Pigeon Re215	4514E201	3 649	3 - 5 Days	   
RAST [Serological] Allergy IgE Test: Feathers - Turkey E89	4514E169	3 649	3 - 5 Days	   
RAST [Serological] Allergy IgE Test: Finch Feather Re214	4514R209	3 649	3 - 5 Days	   
RAST [Serological] Allergy IgE Test: Fish [Cod]F3	4514E021	3 649	3 - 5 Days	   
RAST [Serological] Allergy IgE Test: Food [Cereal Disc]Fx3	4508E007	5 049	3 - 5 Days	   
RAST [Serological] Allergy IgE Test: Food [Seafood Disc] Fx2	4508E006	5 049	3 - 5 Days	   
RAST [Serological] Allergy IgE Test: Food Mix [Nut Disc] Fx1	4508E005	5 049	3 - 5 Days	   
RAST [Serological] Allergy IgE Test: Food Mixfx5	4508E008	5 049	3 - 5 Days	   
RAST [Serological] Allergy IgE Test: Formaldehyde K80	4514R415	3 649	3 - 5 Days	   
RAST [Serological] Allergy IgE Test: Fruit Mix 1fx15	4508E004	5 049	3 - 5 Days	   

TEST DESCRIPTION	BILLING CODE	KE STD TARIFF	TAT	SAMPLE / TUBE TYPE
RAST [Serological] Allergy IgE Test: Blueberry Rf288s	4514R206	3 649	3 - 5 Days	   
RAST [Serological] Allergy IgE Test: Bovine Albumin Re204	4514R206	3 649	3 - 5 Days	   
RAST [Serological] Allergy IgE Test: Brome Grass G11	4514R202	3 649	3 - 5 Days	   
RAST [Serological] Allergy IgE Test: Brussel Sprout Rf217s	4514R207	3 649	3 - 5 Days	   
RAST [Serological] Allergy IgE Test: Buckwheat F11	4514E074	3 649	3 - 5 Days	   
RAST [Serological] Allergy IgE Test: Budgie Droppings77	4514E014	3 649	3 - 5 Days	   
RAST [Serological] Allergy IgE Test: Budgie Proteine79	4514E168	3 649	3 - 5 Days	   
RAST [Serological] Allergy IgE Test: Cabbagef216	4514E083	3 649	3 - 5 Days	   
RAST [Serological] Allergy IgE Test: Cage Birdex72	4514E009	3 649	3 - 5 Days	   
RAST [Serological] Allergy IgE Test: Canary Feather Re201s	4514R208	3 649	3 - 5 Days	   
RAST [Serological] Allergy IgE Test: Candida Albicans M5	4514E108	3 649	3 - 5 Days	   
RAST [Serological] Allergy IgE Test: Carob Rf296	4514E203	3 649	3 - 5 Days	   
RAST [Serological] Allergy IgE Test: Carrotf31	4514E071	3 649	3 - 5 Days	   
RAST [Serological] Allergy IgE Test: Caseinf78	4514E188	3 649	3 - 5 Days	   
RAST [Serological] Allergy IgE Test: Cat Dander E1	4514E010	3 649	3 - 5 Days	   
RAST [Serological] Allergy IgE Test: Cauliflower Rf291	4514E145	3 649	3 - 5 Days	   
RAST [Serological] Allergy IgE Test: Celeryf85	4514E050	3 649	3 - 5 Days	   
RAST [Serological] Allergy IgE Test: Cephalosporinrc7	4514E151	3 649	3 - 5 Days	   
RAST [Serological] Allergy IgE Test: Cheddar Cheesef81	4514E058	3 649	3 - 5 Days	   
RAST [Serological] Allergy IgE Test: Chenopod.Albumw10	4514E171	3 649	3 - 5 Days	   
RAST [Serological] Allergy IgE Test: Cherry F242	4514E174	3 649	3 - 5 Days	   
RAST [Serological] Allergy IgE Test: Chicken Meatf83	4514E067	3 649	3 - 5 Days	   
RAST [Serological] Allergy IgE Test: Chilli Pepper Rf279	4514R400	3 649	3 - 5 Days	   
RAST [Serological] Allergy IgE Test: Chrysanthenumw7	4514E181	3 649	3 - 5 Days	   
RAST [Serological] Allergy IgE Test: Clam F207	4514E096	3 649	3 - 5 Days	   
RAST [Serological] Allergy IgE Test: Clove Rf268	4514E180	3 649	3 - 5 Days	   
RAST [Serological] Allergy IgE Test: Cockroachi6	4514E130	3 649	3 - 5 Days	   
RAST [Serological] Allergy IgE Test: Cocksfoot Grass G3	4514R202	3 649	3 - 5 Days	   
RAST [Serological] Allergy IgE Test: Cocoa F93	4514E057	3 649	3 - 5 Days	   
RAST [Serological] Allergy IgE Test: Cofifeerf221	4514E066	3 649	3 - 5 Days	   
RAST [Serological] Allergy IgE Test: Conalbumin Ngal D 3	4514R014	3 649	3 - 5 Days	   
















































































TEST DESCRIPTION	BILLING CODE	KE STD TARIFF	TAT	SAMPLE / TUBE TYPE
RAST [Serological] Allergy IgE Test: Macadamia Nut	4514R425	3 649	3 - 5 Days	   
RAST [Serological] Allergy IgE Test: Mackarel F235	4514R416	3 649	3 - 5 Days	   
RAST [Serological] Allergy IgE Test: Maizef8	4514E026	3 649	3 - 5 Days	   
RAST [Serological] Allergy IgE Test: Malt F90	4514E089	3 649	3 - 5 Days	   
RAST [Serological] Allergy IgE Test: Maltf90	4514E061	3 649	3 - 5 Days	   
RAST [Serological] Allergy IgE Test: Mango F91	4514E039	3 649	3 - 5 Days	   
RAST [Serological] Allergy IgE Test: Melon F87	4514E037	3 649	3 - 5 Days	   
RAST [Serological] Allergy IgE Test: Milk F2	4514E020	3 649	3 - 5 Days	   
RAST [Serological] Allergy IgE Test: Milk Lactoferrin	4514R424	3 649	3 - 5 Days	   
RAST [Serological] Allergy IgE Test: Mixed Epitheliumex1	4508E015	5 049	3 - 5 Days	   
RAST [Serological] Allergy IgE Test: Mosquito Spipi71	4514E099	3 649	3 - 5 Days	   
RAST [Serological] Allergy IgE Test: Mould Cheese82	4514E059	3 649	3 - 5 Days	   
RAST [Serological] Allergy IgE Test: Mould Curvulata Lunatam16	4514E211	3 649	3 - 5 Days	   
RAST [Serological] Allergy IgE Test: Mould Helminthosporium M8	4514E209	3 649	3 - 5 Days	   
RAST [Serological] Allergy IgE Test: Mould Pullulans M12	4514E210	3 649	3 - 5 Days	   
RAST [Serological] Allergy IgE Test: Mould-C.Herbarum M2	4514E106	3 649	3 - 5 Days	   
RAST [Serological] Allergy IgE Test: Grass-Johnson/Sorgh[9400]	R000R408	3 649	3 - 5 Days	   
RAST [Serological] Allergy IgE Test: Green Beanrf315	4514E075	3 649	3 - 5 Days	   
RAST [Serological] Allergy IgE Test: Green Pepperrf263	4514E127	3 649	3 - 5 Days	   
RAST [Serological] Allergy IgE Test: Guava Rf292	4514E098	3 649	3 - 5 Days	   
RAST [Serological] Allergy IgE Test: Guinea Pig E6	4514E161	3 649	3 - 5 Days	   
RAST [Serological] Allergy IgE Test: Hake Rf 307	4514R213	3 649	3 - 5 Days	   
RAST [Serological] Allergy IgE Test: Hamster E84	4514E016	3 649	3 - 5 Days	   
RAST [Serological] Allergy IgE Test: Herring F205	4514E159	3 649	3 - 5 Days	   
RAST [Serological] Allergy IgE Test: Honey Rf247	4514E144	3 649	3 - 5 Days	   
RAST [Serological] Allergy IgE Test: Hopps Rf324	4514E102	3 649	3 - 5 Days	   
RAST [Serological] Allergy IgE Test: Hops Rf324	4514E089	3 649	3 - 5 Days	   
RAST [Serological] Allergy IgE Test: Hornet - White I2	4514E085	3 649	3 - 5 Days	   
RAST [Serological] Allergy IgE Test: Hornet - YellowI5	4514E088	3 649	3 - 5 Days	   
RAST [Serological] Allergy IgE Test: Horse Dander E3	4514E012	3 649	3 - 5 Days	   
RAST [Serological] Allergy IgE Test: Horse Serumre205	4514R214	3 649	3 - 5 Days	   









































TEST DESCRIPTION	BILLING CODE	KE STD TARIFF	TAT	SAMPLE / TUBE TYPE
RAST [Serological] Allergy IgE Test: Fruit Mix 2fx16	4508E014	5049	3 - 5 Days	
RAST [Serological] Allergy IgE Test: Fus.Moniliformem9	4514E165	3 649	3 - 5 Days	
RAST [Serological] Allergy IgE Test: Garlic F47	4514R200	3 649	3 - 5 Days	
RAST [Serological] Allergy IgE Test: Garlicf47	4514E064	3 649	3 - 5 Days	
RAST [Serological] Allergy IgE Test: Ginger	4514R016	3 649	3 - 5 Days	
RAST [Serological] Allergy IgE Test: Glutenf79	4514E068	3 649	3 - 5 Days	
RAST [Serological] Allergy IgE Test: Goat Epithelium E80 S	4514R210	3 649	3 - 5 Days	
RAST [Serological] Allergy IgE Test: Goats Milk F300	4514E131	3 649	3 - 5 Days	
RAST [Serological] Allergy IgE Test: Golden Rodw12	4514R202	3 649	3 - 5 Days	
RAST [Serological] Allergy IgE Test: Granadilla F294	4514E006	3 649	3 - 5 Days	
RAST [Serological] Allergy IgE Test: Grape/Raisin F259	4514E007	3 649	3 - 5 Days	
RAST [Serological] Allergy IgE Test: Grapef259	4514E089	3 649	3 - 5 Days	
RAST [Serological] Allergy IgE Test: Grapefruit F209	4514E091	3 649	3 - 5 Days	
RAST [Serological] Allergy IgE Test: Grass - Bahia	4514E089	3 649	3 - 5 Days	
RAST [Serological] Allergy IgE Test: Grass - Bermudag2	4514E069	3 649	3 - 5 Days	
RAST [Serological] Allergy IgE Test: Grass - Meadow G8	4514R406	3 649	3 - 5 Days	
RAST [Serological] Allergy IgE Test: Grass - Ryeg5	4514E078	3 649	3 - 5 Days	
RAST [Serological] Allergy IgE Test: Grass - Screengx2	4514E134	3 649	3 - 5 Days	
RAST [Serological] Allergy IgE Test: Grass - Timothy6	4514E073	3 649	3 - 5 Days	
RAST [Serological] Allergy IgE Test: Grass Pollen Allergen[Am	4514R212	3 649	3 - 5 Days	
RAST [Serological] Allergy IgE Test: Grass-Johnson/Sorgh[9400]	R000R408	3 649	3 - 5 Days	
RAST [Serological] Allergy IgE Test: Lactoglobulin F77	4514E072	3 649	3 - 5 Days	
RAST [Serological] Allergy IgE Test: Lamb Quarters W10	4514R005	3 649	3 - 5 Days	
RAST [Serological] Allergy IgE Test: Lambs Quarters W10	4514R005	3 649	3 - 5 Days	
RAST [Serological] Allergy IgE Test: Langoustinerf304	4514R218	3 649	3 - 5 Days	
RAST [Serological] Allergy IgE Test: Latex K82	4514E007	3 649	3 - 5 Days	
RAST [Serological] Allergy IgE Test: Lemonf208	4514E090	3 649	3 - 5 Days	
RAST [Serological] Allergy IgE Test: Lentilsf235	4514E094	3 649	3 - 5 Days	
RAST [Serological] Allergy IgE Test: Lettucef215	4514E082	3 649	3 - 5 Days	
RAST [Serological] Allergy IgE Test: Linseed	4514R015	3 649	3 - 5 Days	
RAST [Serological] Allergy IgE Test: M13phoma Betaem13	4514E205	3 649	3 - 5 Days	




























































TEST DESCRIPTION	BILLING CODE	KE STD TARIFF	TAT	SAMPLE / TUBE TYPE
RAST [Serological] Allergy IgE Test: Orangef33	4514E051	3 649	3 - 5 Days	 B  
RAST [Serological] Allergy IgE Test: Ovalbumin Ngal D 2	4514R013	3 649	3 - 5 Days	 B  
RAST [Serological] Allergy IgE Test: Ovomucoid Ngal D 1	4514R012	3 649	3 - 5 Days	 B  
RAST [Serological] Allergy IgE Test: Oyster F290	4514E095	3 649	3 - 5 Days	 B  
RAST [Serological] Allergy IgE Test: Paprikaf218	4514E176	3 649	3 - 5 Days	 B  
RAST [Serological] Allergy IgE Test: Parsley F86	4514R201	3 649	3 - 5 Days	 B  
RAST [Serological] Allergy IgE Test: Pawpaw F293	4514E001	3 649	3 - 5 Days	 B  
RAST [Serological] Allergy IgE Test: Pea F12	4514E113	3 649	3 - 5 Days	 B  
RAST [Serological] Allergy IgE Test: Peach F95	4514E046	3 649	3 - 5 Days	 B  
RAST [Serological] Allergy IgE Test: Peanutf13	4514E031	3 649	3 - 5 Days	 B  
RAST [Serological] Allergy IgE Test: Pearf94	4514E040	3 649	3 - 5 Days	 B  
RAST [Serological] Allergy IgE Test: Penicylloyl G Only C1	4514E135	3 649	3 - 5 Days	 B  
RAST [Serological] Allergy IgE Test: Penicylloyl V Onlyc2	4514E136	3 649	3 - 5 Days	 B  
RAST [Serological] Allergy IgE Test: Phthalic Anhydridek79	4514E140	3 649	3 - 5 Days	 B  
RAST [Serological] Allergy IgE Test: Pigeon Droppingse7	4514E015	3 649	3 - 5 Days	 B  
RAST [Serological] Allergy IgE Test: Pilchard F61	4514R402	3 549	3 - 5 Days	 B  
RAST [Serological] Allergy IgE Test: Pineapplef210	4514E048	3 649	3 - 5 Days	 B  
RAST [Serological] Allergy IgE Test: Pistachio Nutf203	4514E220	3 649	3 - 5 Days	 B  
RAST [Serological] Allergy IgE Test: Plantain W9	4514E170	3 649	3 - 5 Days	 B  
RAST [Serological] Allergy IgE Test: Plum F255	4514E178	3 649	3 - 5 Days	 B  
RAST [Serological] Allergy IgE Test: Poppy Seeds	4514R001	3 549	3 - 5 Days	 B  
RAST [Serological] Allergy IgE Test: Porkf26	4514E044	3 649	3 - 5 Days	 B  
RAST [Serological] Allergy IgE Test: Potatof35	4514E053	3 649	3 - 5 Days	 B  
RAST [Serological] Allergy IgE Test: Privetrt210	4514E177	3 649	3 - 5 Days	 B  
RAST [Serological] Allergy IgE Test: Pumpkinf225	4514E147	3 649	3 - 5 Days	 B  
RAST [Serological] Allergy IgE Test: Rabbit Epithelium E82	4514E133	3 649	3 - 5 Days	 B  
RAST [Serological] Allergy IgE Test: Ragweedw1	4514E212	3 649	3 - 5 Days	 B  
RAST [Serological] Allergy IgE Test: Raisin	4514E208	3 649	3 - 5 Days	 B  
RAST [Serological] Allergy IgE Test: Rat Epithelium E73	4514R004	3 549	3 - 5 Days	 B  
RAST [Serological] Allergy IgE Test: Recombinan Bee Venom I208	4514E221	3 649	3 - 5 Days	 B  
RAST [Serological] Allergy IgE Test: Rhiz.Nigricansm11	4514E166	3 649	3 - 5 Days	 B  






































TEST DESCRIPTION	BILLING CODE	KE STD TARIFF	TAT	SAMPLE / TUBE TYPE
RAST [Serological] Allergy IgE Test: House Dust H2	4514E206	3 649	3 - 5 Days	   
RAST [Serological] Allergy IgE Test: House Dust Mite 1d1	4514E004	3 649	3 - 5 Days	   
RAST [Serological] Allergy IgE Test: House Dust Mite 2d2	4514E005	3 649	3 - 5 Days	   
RAST [Serological] Allergy IgE Test: House Dust Mite 3 D74	4514E008	3 649	3 - 5 Days	   
RAST [Serological] Allergy IgE Test: Insulin Bovine C71	4514R215	3 649	3 - 5 Days	   
RAST [Serological] Allergy IgE Test: Insulin Human C73	4514E179	3 649	3 - 5 Days	   
RAST [Serological] Allergy IgE Test: Insulin Porcine C70	4514R216	3 649	3 - 5 Days	   
RAST [Serological] Allergy IgE Test: Isocyanate Hdik77	4514E139	3 649	3 - 5 Days	   
RAST [Serological] Allergy IgE Test: Isocyanate Mdik76	4514E138	3 649	3 - 5 Days	   
RAST [Serological] Allergy IgE Test: Isocyanate Tdik75	4514E137	3 649	3 - 5 Days	   
RAST [Serological] Allergy IgE Test: Italian Cypress T23 S	4514R217	3 649	3 - 5 Days	   
RAST [Serological] Allergy IgE Test: Kiwi Fruitf84	4514E034	3 649	3 - 5 Days	   
RAST [Serological] Allergy IgE Test: Lactalbumin F76	4514E227	3 649	3 - 5 Days	   
RAST [Serological] Allergy IgE Test: Mould-Penicillium.Notatum	4514E105	3 649	3 - 5 Days	   
RAST [Serological] Allergy IgE Test: Moulds - Mixedmx1	4508E010	5 049	3 - 5 Days	   
RAST [Serological] Allergy IgE Test: Mouse Epithelium E71	4514R414	3 549	3 - 5 Days	   
RAST [Serological] Allergy IgE Test: Mushroomf212	4514E077	3 649	3 - 5 Days	   
RAST [Serological] Allergy IgE Test: Mustard F89 S	4514R203	3 549	3 - 5 Days	   
RAST [Serological] Allergy IgE Test: Muttonf88	4514E060	3 649	3 - 5 Days	   
RAST [Serological] Allergy IgE Test: Notatum Penicillin	4514E006	3 649	3 - 5 Days	   
RAST [Serological] Allergy IgE Test: Nut - AlmondF20	4514E038	3 649	3 - 5 Days	   
RAST [Serological] Allergy IgE Test: Nut - Brazilf18	4514E036	3 649	3 - 5 Days	   
RAST [Serological] Allergy IgE Test: Nut - Cashew	4514R412	3 649	3 - 5 Days	   
RAST [Serological] Allergy IgE Test: Nut - Cashew F202	4514E219	3 649	3 - 5 Days	   
RAST [Serological] Allergy IgE Test: Nut - Coconut F36	4514E055	3 649	3 - 5 Days	   
RAST [Serological] Allergy IgE Test: Nut - Hazel F17	4514E035	3 649	3 - 5 Days	   
RAST [Serological] Allergy IgE Test: Nut - Pecanf201	4514E149	3 649	3 - 5 Days	   
RAST [Serological] Allergy IgE Test: Nut - Walnut F256	4514E141	3 649	3 - 5 Days	   
RAST [Serological] Allergy IgE Test: Nut Mix Fx22	4508E018	5 049	3 - 5 Days	   
RAST [Serological] Allergy IgE Test: Oats F7	4514E025	3 649	3 - 5 Days	   
RAST [Serological] Allergy IgE Test: Onion F48	4514E081	3 649	3 - 5 Days	   


























































TEST DESCRIPTION	BILLING CODE	KE STD TARIFF	TAT	SAMPLE / TUBE TYPE
RAST [Serological] Allergy IgE Test: Rice F9	4514E027	3 649	3 - 5 Days	
RAST [Serological] Allergy IgE Test: Ryef5	4514E023	3 649	3 - 5 Days	
RAST [Serological] Allergy IgE Test: Salmonf41	4514E049	3 649	3 - 5 Days	
RAST [Serological] Allergy IgE Test: Schistosomap3	4514E112	3 649	3 - 5 Days	
RAST [Serological] Allergy IgE Test: Sesame Seed F10	4514E030	3 649	3 - 5 Days	
RAST [Serological] Allergy IgE Test: Sheep Woole81	4514E013	3 649	3 - 5 Days	
RAST [Serological] Allergy IgE Test: Shrimpf24	4514E042	3 649	3 - 5 Days	
RAST [Serological] Allergy IgE Test: Sole F238	4514E066	3 649	3 - 5 Days	
RAST [Serological] Allergy IgE Test: Solid.Vigaureaw12	4514E172	3 649	3 - 5 Days	
RAST [Serological] Allergy IgE Test: Soya Bean F14	4514E032	3 649	3 - 5 Days	
RAST [Serological] Allergy IgE Test: Spice Mix	R000R200	21 349	3 - 5 Days	
RAST [Serological] Allergy IgE Test: Spice Mixfx71	4508E008	5 049	3 - 5 Days	
RAST [Serological] Allergy IgE Test: Spinachf214	4514E126	3 649	3 - 5 Days	
RAST [Serological] Allergy IgE Test: Squid Rf258	4514E143	3 649	3 - 5 Days	
RAST [Serological] Allergy IgE Test: Strawberryf44	4514E062	3 649	3 - 5 Days	
RAST [Serological] Allergy IgE Test: Sunflower Seedk84	4514E063	3 649	3 - 5 Days	
RAST [Serological] Allergy IgE Test: Sweet Potato	4514R060	3 549	3 - 5 Days	
RAST [Serological] Allergy IgE Test: Tangerine Rf302	4514E148	3 649	3 - 5 Days	
RAST [Serological] Allergy IgE Test: Tearf99	4514E065	3 649	3 - 5 Days	
RAST [Serological] Allergy IgE Test: Tobacco Leafro201	4514E056	3 649	3 - 5 Days	
RAST [Serological] Allergy IgE Test: Tomatof25	4514E043	3 649	3 - 5 Days	
RAST [Serological] Allergy IgE Test: Tree - Acacia[Wattle] T19	4514E121	3 649	3 - 5 Days	
RAST [Serological] Allergy IgE Test: Tree - Cottonwood T14	4514E124	3 649	3 - 5 Days	
RAST [Serological] Allergy IgE Test: Tree - Elm T8	4514E117	3 649	3 - 5 Days	
RAST [Serological] Allergy IgE Test: Tree - Eucalyptus Spp.T18	4514E120	3 649	3 - 5 Days	
RAST [Serological] Allergy IgE Test: Tree - Melaleucat21	4514E122	3 649	3 - 5 Days	
RAST [Serological] Allergy IgE Test: Tree - Oak T7	4514E116	3 649	3 - 5 Days	
RAST [Serological] Allergy IgE Test: Tree - Olive T9	4514E118	3 649	3 - 5 Days	
RAST [Serological] Allergy IgE Test: Tree - Planet11	4514E119	3 649	3 - 5 Days	
RAST [Serological] Allergy IgE Test: Tree - White Pine T16	4514E173	3 649	3 - 5 Days	
RAST [Serological] Allergy IgE Test: Tree - Willow T12	4514E123	3 649	3 - 5 Days	










































TEST DESCRIPTION	BILLING CODE	KE STD TARIFF	TAT	SAMPLE / TUBE TYPE
RAST [Serological] Allergy IgE Test: Tree Pollen Mix 1 Tx4	4508E011	5 049	3 - 5 Days	  
RAST [Serological] Allergy IgE Test: Tree Pollen Mix 2 Tx7	4508E012	5 049	3 - 5 Days	  
RAST [Serological] Allergy IgE Test: Trout Rf204	4514E160	3 649	3 - 5 Days	  
RAST [Serological] Allergy IgE Test: Tunaf40	4514E079	3 649	3 - 5 Days	  
RAST [Serological] Allergy IgE Test: Turkey Meat F284	4514R411	3 649	3 - 5 Days	  
RAST [Serological] Allergy IgE Test: Vanillaf234	4514E104	3 649	3 - 5 Days	  
RAST [Serological] Allergy IgE Test: Vegetable Mix 1fx13	4508E001	5 049	3 - 5 Days	  
RAST [Serological] Allergy IgE Test: Vegetable Mix 2 Efx14	4508E002	5 049	3 - 5 Days	  
RAST [Serological] Allergy IgE Test: Wasp - Paper l4	4514E087	3 649	3 - 5 Days	  
RAST [Serological] Allergy IgE Test: Wasp [Common] l3	4514R011	3 649	3 - 5 Days	  
RAST [Serological] Allergy IgE Test: Wasp [Common]l3	4514E086	3 649	3 - 5 Days	  
RAST [Serological] Allergy IgE Test: Watermelon [N&B]	-	3 649	3 - 5 Days	  
RAST [Serological] Allergy IgE Test: Watermelon F329	4514E213	3 649	3 - 5 Days	  
RAST [Serological] Allergy IgE Test: Watermelonerf329	-	3 649	3 - 5 Days	  
RAST [Serological] Allergy IgE Test: Weed Pollen Mix Wx7	4508E013	5 049	3 - 5 Days	  
RAST [Serological] Allergy IgE Test: Wheatf4	4514E022	3 649	3 - 5 Days	  
RAST [Serological] Allergy IgE Test: Wheyrf236	4514E187	3 649	3 - 5 Days	  
RAST [Serological] Allergy IgE Test: White Beanf15	4514E033	3 649	3 - 5 Days	  
RAST [Serological] Allergy IgE Test: Wood Dust-Meranti K47	4514E066	3 649	3 - 5 Days	  
RAST [Serological] Allergy IgE Test: Yeast F45	4514E080	3 649	3 - 5 Days	  
RAST [Serological] Allergy IgE Test: Seminal Fluid	4514R010	3 549	3 - 5 Days	  
RAST IgE A Lactalbumin F76	4514R093	3 549	3 - 5 Days	  
RBC[Red Blood Cell Count]	3739H000	649	1 - 2 Hours	
RBC Folate	4536E001	4 149	2 - 5 Days	  
Red Cell Cholinesterase	4029B003	2 149	3 - 5 Days	  
Reducing Substance(Analyser) Urine	4285R102	1 749	2 - 3 Days	
Reducing Substance, Faecal	4248B002	749	1 - 2 Hours	
Reducing Substances, Urine	4248B001	649	1 - 2 Hours	
Renal Vet Profile	9000V014	4 149	2 - 3 Days	
Renal Profile Extended (Urea + Creat + Electrolytes + Calcium + Phosphate)	4551B020	5 449	3 Hours	
Renal UEC Profile (Urea + Creat + Electrolytes)	4551B006	3 349	2 Hours	

TEST DESCRIPTION	BILLING CODE	KE STD TARIFF	TAT	SAMPLE / TUBE TYPE
Respiratory Syncytial Virus	3972I000	8 649	2 - 3 Days	
Reticulin IgA Ab	3934I213	3 849	3 Days	
Reticulin IgA Ab Qual	3934I216	3 849	3 Days	
Reticulin IgG Ab	3934I212	3 849	3 Days	
Reticulin IgG Ab Qual	3934I217	3 849	3 Days	
Reticulocyte Haemoglobin	3793B001	1 649	1 DAY	
Reticulocytes Count [Measured and Corrected]	3809H000	949	8 Hours	
Retinol Binding Protein, Serum	4182B018	2 549	2 - 3 Days	  
Reverse T3	3974R024	15 949	14 - 21 Days	
Rhesus D Antigen	3765H000	749	36 Hours	
Rheumatoid Arthritis Factor [analyser method]	4182B006	1 049	4 Hours	
Rheumatoid Factor [Latex Method]	3940B001	1 949	4 Hours	
Ristocetin Cofactor	3857H011	8 149	24 Hours	 
Rmethylene Diph Is	4551R022	4 349	14 - 28 Days	 
RNP - ENA	3934I008	4 149	24 Hours	
Routine Culture (Faecal)	M011M001	4 349	4 Hours	
Routine Culture (Urine)	3893M001	3 149	4 Hours	  
RPR [VDRL] - CSF	3951I022	1 049	4 Hours	
RPR [VDRL], Serum	3951I001	949	4 Hours	
Rubella IgG - Serum	3948I029	3 149	24 Hours	
Rubella IgG and IgM, Serum	4551I039	5 249	24 Hours	
Rubella IgG Avidity	3948I008	3 149	4 Hours	
Rubella IgG -CSF	3948I030	3 149	24 Hours	
Rubella IgM - CSF	3946I126	3 249	24 Hours	
Rubella IgM - Serum	3946I125	3 149	4 Hours	
Russells Viper Venom Time	3737H000	12,449	3 - 5 Days	
S. Typhi 'H' & 'O' Titre Profile (Widal's Test)	F9	1 749	4 Hours	
Salicylate, Serum	4493B005	3 649	12 Hours	
SARS Cov 2 PCR test	4434D110	4,949		  
SARS Cov 2 Antigen test	3905I000	2,849		  






TEST DESCRIPTION	BILLING CODE	KE STD TARIFF	TAT	SAMPLE / TUBE TYPE
S-Amino Acid	4194R001	16 449	5 - 7 Days	
Screening Culture For MRSA/Hygiene	9000M000	4 749	2 - 3 Days	  
Secobarbitone , Gas Chromatography Analysis -C	R000R071	2 949	5 - 7 Days	
Selenium Serum	4374R002	4 349	10 - 14 Days	  
Semen Analysis (full andrology work-up)	4551M000	7 549	3 - 5 Days	  
Semen Analysis - Postvasectomy	4440M002	5 649	7 Days	  
Semen culture and sensitivity (incl Urea/Mycoplasma MCS)	4551M044	5 949	7 - 10 Days	  
Sensitivity - Gram Negative Bacteria	M000M008	4 149	2 - 3 Days	  
Serotonin, Plasma	4238B002	8 549	5 - 7 Days	  
Serotonin, Urine	4238B001	14 949	5 - 7 Days	  
Serum Amyloid A	3996R000	2 449	2 - 3 Days	 
Serum Methotrexate	4172R000	3 549	2 - 3 Days	 
Serum Quantitative Protein Electrophoresis [QPE]	4105B001	2 949	1 Day	 
Serum Quantitative Protein Electrophoresis [QPE] Serum	4105B001	2 949	1 Day	 
Sex Hormone Binding Globulin [SHBG], Serum	4526E001	3 249	2 - 3 Days	  
S-FSH (Pooled)	4516E009	3 849	3 Hours	
SGOT/AST	4130B002	949	4 Hours	
SGPT/ALT	4131B002	949	2 - 3 Hours	
Sialic Acid Urine	4266R104	3 149	14 - 21 Days	  
Sickling - Hb Electrophoresis	4551H010	6 949	1 Day	
Sickling Test Microscopy	4551H011	749	2 - 3 Days	
Sinus - MCS	4551M055	4 349	24 - 72 Hours	  
Sirolimus Levels	4173I000	14 249	2 - 3 Days	
Skin IFA [Intercellular]	4591I001	5 449	5 - 7 Days	
Skin IFA Basement Membrane	4591I002	5 449	5 - 7 Days	
Skin Test Microscopy - Candida	0221H000	849	4 Hours	 
Smooth Muscle [Antibodies]	3934I022	4 049	2 - 3 Days	
Sniffing Glue, Urine	9089T000	6 749	10 - 14 Days	  
Sodium Random, Urine	4316B001	849	2 - 3 Hours	
Sodium, 24 Hour Urine	4316B003	849	2 Hours	















































TEST DESCRIPTION	BILLING CODE	KE STD TARIFF	TAT	SAMPLE / TUBE TYPE
Sodium, Faecal	4358B001	1 049	2 - 3 Hours	
Sodium, Fluid	4316B002	849	2 Hours	
Sodium, Serum	4114B002	749	2 - 3 Hours	
Soluble Transferrin Receptor	4518B008	3 049	2 - 3 Hours	
Somatomedin-C	4461E001	9 549	2 - 3 Days	
Somatomedin-C [IGF1]	4461E001	9 549	2 - 3 Days	
SOMATIC TUMOUR PANEL	F9	114,495		  
Specific Gravity, Fluid	4230B000	549	1 - 2 Hours	
Specific Gravity, Urine	4230B001	449	1 - 2 Hours	
Sperm Density [Count] Semen	4441M001	2 049	3 - 5 Days	  
Sperm Density Post Vasectomy	4441M001	2 049	3 - 5 Days	  
S-Prolactin (Pooled)	4537E009	3 949	2 - 3 Hours	
Sputum MCS	4551M042	3 649	24 - 72 Hours	
Stain For Neutral Fats	3885M002	1 849	3 - 5 Days	  
Stain For Stool Muscle	4551M048	3 649	3 Days	
Steatocrit, Faecal	4343R000	949	5 - 7 Days	  
Stercobilinogen, Faecal	4363B001	1 949	24 Hours	
Stone Analysis [Renal]	4392B000	4 149	2 - 3 Days	  
Stool CS Adult (Culture + Sens)	3939M021	2 749	3 Days	
Stool Foetal Haemoglobin	3705B001	1 449	2 - 3 Days	
Stool MCS	9999M084	3 549	24 - 72 Hours	  
Stool MCS + Campylobacter	4551M056	5 949	24 - 72 Hours	
Stool Ova and Cysts Only (Routine)	3883M005	749	2 - 3 Days	
Striated Muscle Ab [Cariac]	3934I012	4 049	2 - 3 Days	
Styrene, Blood [Post]	9069T000	6 749	14 - 21 Days	  
Styrene, Blood [Pre]	9069T001	6 749	14 - 21 Days	  
Sucrose Lysis	3814H000	1 049	3 - 5 Days	
Sudan Black	4589H004	1 449	2 - 3 Days	 






































TEST DESCRIPTION	BILLING CODE	KE STD TARIFF	TAT	SAMPLE / TUBE TYPE
Sulphaemoglobin, Blood	4189B003	1 449	12 Days	   
Sulphite Urine	4188R000	649	14 - 28 Days	 
T Spot TB Test	3978R000	10 449	3 - 5 Days	 
T.Pallidum ELISA IgG - CSF	3948I039	3 149	24 Hours	
T.Pallidum ELISA IgM - CSF	3946I133	3 249	24 Hours	
T.Pallidum ELISA IgM, Serum	3946I132	3 249	24 Hours	
T.Pallidum Haemagglut.-CSF	3940I020	3 249	24 Hours	
T4 & TSH Profile	4484E000	4 849	2 Hours	
Tacrolimus, Blood	4082B000	4 249	3 Days	   
Tay-Sachs Disease [Platelets]	4765G007	20 049	28 Weeks	    
TB Hain Second Line Sensitivity	3901M002	4 649	3 - 5 Days	    
TB Identification On Culture	3868M000	6 349	6 - 8 Weeks	
TB Lipoarabinomannin Ag (LAM)	4655M000	3 249	3 hours	  
TB Microscopy (Ziehl-Neelsen Stain)	3881M004	849	2 - 3 Hours	
TB on Histology Block	4434D004	11 549	3 - 5 Days	
TB PCR (Genexpert): ID and Sensitivity	M000M035	7 449	5 Hours	  
TBC - Total Blood Count (With 5-Part Diff Count, Hb/RBC Parameters & Platelets)	4551H012	1 349	1 - 2 Hours	 
Testosterone (Total Only)	4501E001	3 249	4 Hours	
Tetanus Toxoid IgG	3948I232	3 249	2 - 3 Days	
Tetrachloroethylene	9037T000	6 249	1 Week	  
Tetrachloromethan, Plasma	9085T000	6 749	7 - 14 Days	   
TFT [Thyroid Profile] (T3, T4, TSH)	4551E003	5 349	2 Hours	
Thallium, Urine	4374R302	5 349	7 - 10 Days	  
Theophylline, Serum	4493B009	3 649	2 - 3 Days	
Therapeutic Venesection	9999L017	3 549	2 Hours	 
Thiocyanates Urine	4172R014	4 649	2 - 3 Weeks	
Thiopurine Methyltr.	R000R094	30 349	5 - 7 Days	 




























































TEST DESCRIPTION	BILLING CODE	KE STD TARIFF	TAT	SAMPLE / TUBE TYPE
Thiothialidine Carboxy Acid	9014T000	6 749	1 Week	  
Thrombin Time Patient	3841H000	1 649	24 Hours	
Thyroglobulin	4553E000	4 849	24 Hours	
Thyroid Antibodies Only	4551I037	6 649	3 days	  
Thyroid Anti-Microsomal Ab	3948E222	3 549	3 days	
Thyroid Profile Test [TFT] T3, T4, TSH	4551E003	5 349	5 days	
Thyrotropin (TSH), Serum	4507E001	2 749	4 Hours	
Tilidine, Gas Chromatography Analysis	R000R056	2 949	5 - 7 Days	
Tissue - MCS	9999M070	4 749	5 Days	
Tissue Transglutaminase IgA	3946B001	3 849	15 Days	
Tissue Transglutaminase IgG	3948B002	3 149	15 Days	
TLC Oligosaccharide U	4265R001	1 949	2 - 3 Days	
Tobramycin, Blood	4493B010	3 649	12 Hours	
Tofranil [Imipramine Hcl]	4253R307	7 049	10 - 14 Days	
Toluene 2,4 Diam	4551R020	5 349	7 - 14 Days	 
Toluene Diam 2,6	4551R021	5 349	7 - 14 Days	 
Toluene Exposure, Urine	9039T000	6 749	14 - 21 Days	  
Toluenediamines Urine	9065T000	6 949	10 - 14 Days	  
Toluenediisocyanate	R000R608	11 549	7 - 14 Days	  
Topamax [Topiramate]	4253R004	9 549	7 - 14 Days	 
Total Blood Count (With 5-Part DiffCount, Hb/RBC Parameters & Platelets)	4551H012	1 349	2 Hours	
Total Cholesterol, Serum	4027B001	949	2 Hours	
Cholesterol - Total, Serum	4027B001	949	2 Hours	
Total CO2 (Bicarbonate), Serum	4031B001	949	2 Hours	
CO2 (Bicarbonate), Serum	4031B001	949	4 Hours	
Bicarbonate CO2, Serum	4031B001	949	2 Hours	
Total Protein (Quantitative), Urine	4213B001	949	2 Hours	
Total Protein, 24 Hour Urine	4323B002	2 449	4 Hours	

TEST DESCRIPTION	BILLING CODE	KE STD TARIFF	TAT	SAMPLE / TUBE TYPE
Total Protein, CSF	4419B001	949	2 Hours	
Total Protein, Fluid	4117B003	849	4 Hours	
Total Protein, Serum	4117B002	749	2 Hours	
Tox Doa Opiates, Confirmatory GC-Mc	4234T000	8 149	1 Week	
Tox Unknown Substance	9061R000	85 949	14 - 21 Days	
Toxic Elements Clearance [Gen]	4551R342	35 949	3 - 4 Weeks	
Toxicology Drug Screen, Serum (Phenobarbitone, Benzodiazepenes, Ethanol, Barbiturates, Paracetamol, Salicylate)	B000B500	21 549	3 Days	
Toxicology Unknown Substance[Post Mortem]	9061R001	128 949	4 - 8 Weeks	
Toxoplasma IgG and IgM, Serum	455i1041	5 349	2 - 3 Hours	
Toxoplasma IgG, Serum	3948i027	3 149	2 - 3 Hours	
Toxoplasma IgM, Serum	3946i123	3 249	2 - 3 Hours	
Toxoplasmosis PCR	3974R017	17 949	5 - 7 Days	
TPHA (T. Pallidum) Screen Only	3940i105	2 149	1 - 2 Hours	
Transferrin, Serum	4144B001	3 049	2 - 3 Hours	
Trichloroacetic Acid, Urine	4288R001	2 249	14 - 21 Days	
Trichloroacetic Acid, Urine	9037T000	6 249	14 - 21 Days	
Trichloroethane, Blood	9000R164	6 749	3 - 4 Weeks	
Trichloroethylene Metab Urine	R000R541	6 749	2 - 3 Days	
Trichomonads Microscopy	3885m004	1 249	6 Hours	
Tricyclic Antidepressants, Serum	4493B024	3 649	2 - 3 Days	
Trifluoroacetic, Plasma	9068T000	4 649	14 Days	
Triglyceride, Fluid	4147B003	1 449	2 - 3 Hours	
Triglyceride, Serum	4147B002	1 249	2 - 3 Hours	
Trileptal Serum	R000R006	3 149	3-5 Days	
Tri-Nitrotoluene	R000R602	8 149	14 - 21 Days	
Troponin T, High Sensitivity	4161B006	4 949	1 - 2 Hours	
Trypanosomal Haemagglutination	3940i102	3 249	2 - 3 Days	
Trypanosome QBC	4551H032	1 049	1 - 2 Hour	
Trypanosome Screen(Thick+Thin) Trypanosomes	3865H005	1 249	1 - 2 Hour	
Tox Doa Opiates, Confirmatory GC-Mc	4234T000	8 149	1 Week	
Toxicology Drug Screen, Serum (Phenobarbitone, Benzodiazepenes, Ethanol, Barbiturates, Paracetamol, Salicylate)	B000B500	21 549	3 Days	
Toxicology Unknown Substance[Post Mortem]	9061R001	128 949	4 - 8 Weeks	

























TEST DESCRIPTION	BILLING CODE	KE STD TARIFF	TAT	SAMPLE / TUBE TYPE
Toxoplasma IgG and IgM, Serum	455i1041	4 349	2 - 3 Hours	
Toxoplasma IgG, Serum	3948I027	3 149	2 - 3 Hours	
Toxoplasma IgM, Serum	3946I123	3 249	2 - 3 Hours	
Toxoplasmosis PCR	3974R017	17 949	5 - 7 Days	
TPHA (T. Pallidum) Screen Only	3940I105	2 149	1 - 2 Hours	
Transferrin, Serum	4144B001	3 049	2 - 3 Hours	
Trichloroacetic Acid, Urine	4288R001	3 049	14 - 21 Days	
Trichloroacetic Acid, Urine	9037T000	6 249	14 - 21 Days	
Trichloroethane – EDTA x2	9000R164	6 749	3 - 4 Weeks	
Trichloroethylene Metab Urine	R000R541	6 749	2 - 3 Days	
Trichomonads Microscopy	3885m004	1 249	6 Hours	
Tricyclic Antidepressants, Serum	4493B024	3 649	2 - 3 Days	
Trifluoroacetic acid – EDTA x2	9068T000	4 649	14 Days	
Triglyceride, Fluid	4147B003	1 449	2 - 3 Hours	
Triglyceride, Serum	4147B002	1 249	2 - 3 Hours	
Trileptal Serum	R000R006	3 149	3 - 5 Days	
Tri-Nitrotoluene	R000R602	8 149	14 - 21 Days	
Troponin T, High Sensitivity	4161B006	4 949	1 - 2 Hours	
Trypanosomal Haemagglutination	3940I102	3 249	2 - 3 Days	
Trypanosome QBC	4551H032	1 049	1 - 2 Hour	
Trypanosome Screen(Thick+Thin)	3865H005	1 249	1 - 2 Hour	
Trypanosomes (Thick)	3883H002	749	1 - 2 Hour	
Trypanosomes (Thin)	3865H003	849	1 - 2 Hours	
Trypsin, Faecal	4365B001	849	3 - 5 Days	
TSH & T4 Profile	4484E000	4 849	2 - 3 Hours	
TSH [Thyrotropin], Serum	4507E001	2 649	2 - 3 Hours	
TSH Cord Blood	4507E001	2 649	2 - 3 Hours	
TSH Receptor Antibody Screen	4473I000	4 649	3 - 5 Days	
TT-Muconic Acid (Quant. Analyser Screen Test), Urine	9047T000	6 949	21 - 28 Days	
































TEST DESCRIPTION	BILLING CODE	KE STD TARIFF	TAT	SAMPLE / TUBE TYPE
Tubular Maximal Phosphate / Gfr	4271B003	5 949	5 - 7 Days	   
Tubular Reabsorption Of Phosphate	4231B008	5 949	2 - 3 Days	 
UEC [Chloride/CO2/Potassium/Sodium/Urea]	4171B001	3 349	2 - 3 Hours	
Unknown Substance in Sample [Not Postmortem]	9061R000	85 949	2 - 3 Weeks	 
Uranium, Urine	R000R544	5 049	2 Weeks	
Urate, 24 Hour Urine	4321B001	1 049	2 - 3 Hours	
Urate, Fluid	4155B002	1 049	2 - 3 Hours	
Urea + Creatinine, Serum	4551B018	1 449	2 - 3 Hours	
Urea Random, Urine	4319B001	849	12 Hours	
Urea, 24 Hour Urine	4319B003	849	4 Hours	
Urea, Fluid	4319B002	849	2 - 3 Hours	
Urea, Serum	4151B001	749	2 - 3 Hours	
Ureaplasma/Mycoplasma Culture	3918M004		3 - 5 Days	   
U-Retinol Binding Protein	4182B019	2 749	2 - 3 Days	  
Uric Acid Fluid/Synovial Fluid	4155B002	1 049	2 - 3 Hours	
Uric Acid, 24 Hour Urine	4321B001	1 049	2 - 3 Hours	
Uric Acid, Random Urine	4321B002	849	2 - 3 Hours	
Uric Acid, Serum	4155B001	749	2 Hours	
Urine Microscopy - Bilharzia	3895M011	3 249	6 Hours	
Urine Microscopy - Trichomonas	3946M000	1 449	6 Hours	
Urine Albumin/Creat Ratio	4182B016	3 349	2 - 3 Hours	 
Urine Cs (Culture + Sens)	4551M036	3 149	24 - 72 Hours	  
Urine Diuretics	4253R610	7 049	14 - 21 Days	
Urine Drug Of Abuse Screen (Qual) Profile (X11 Drugs)	B000B500	7 449	1 - 2 Hours	
Urine Haemosiderin	4589H000	1 449	3 - 5 Days	
Urine MCS	4551M037	3 149	24 - 72 Hours	  
Urine Microalbumin	4182B016	3 349	2 - 3 Hours	
Urine Microscopy (Routine Examination)	4551M051	849	1 - 2 Hours	  
Urine Protein - Total (Quantitative), Urine	4213B001	949	2 - 3 Hours	

TEST DESCRIPTION	BILLING CODE	KE STD TARIFF	TAT	SAMPLE / TUBE TYPE
Urine-5HIAA	4238B000	16 449	7 - 10 Days	  
Urine-Acetone:Creat	9000R005	10 549	3 - 4 Weeks	  
Urine-Amino Acid	4194R000	16 449	14 - 21 Days	  
Urine-Creatinine	4221B001	849	2 - 3 Hours	
Urine-Cysteine	4335R002	2 249	14 - 21 Days	  
Urobilinogen, Urine	4189B001	1 449	2 - 3 Days	
Uroporphyrin, 24 Hour Urine	4369B005	7 049	3 - 5 Days	
Vanadium, Urine	4374B008	4 949	7 - 14 Days	
Vancomycin, Serum	4493B006	3 649	2 - 3 Days	
Vanillylmandelic Acid [VMA], Urine 24hr	4253B301	7 049	7 - 10 Days	  
Varicella Ab [IgG + IgM], Serum	4551I014	6 749	2 - 3 Days	
Varicella IgG, Serum	3948I023	3 149	2 - 3 Days	
Varicella IgM, Serum	3946I119	3 249	2 - 3 Days	
VDRL (RPR) Confirm + Point Of Care	4551I020	1 049	1 - 2 Hours	
VDRL (RPR) Screen Only	9999I018	1 049	1 - 2 Hours	
Very Long Chain Fatty Acids	4256R000	32 949	2 Weeks	  
Vibrio Cholera Culture	3893m004	3 249	24 - 72 Hours	
Vinylchloride Exposure	9086T000	6 749	3 - 4 Weeks	  
Virus Direct Micro: CMV	3882V010	20,594	3 Days	
Virus Direct Micro: Echovirus	3882V031	20,594	2 - 3 Days	  
Virus Direct Micro: Enterovirus	3882V032	20,594	2 - 3 Days	  
Virus Direct Micro: HSV 1	3882V004	20,594	2 - 3 Days	
Virus Direct Micro: HSV 2	3882V005	20,594	2 - 3 Days	
Virus Direct Micro: Influenza A	3882V006	20,594	2 - 3 Days	
Virus Direct Micro: Influenza B	3882V007	20,594	2 - 3 Days	
Virus Direct Micro: Parainfluenza 1	3882V100	20,594	2 - 3 Days	
Virus Direct Micro: Parainfluenza 2	3882V101	20,594	2 - 3 Days	
Virus Direct Micro: Parainfluenza 3	3882V101	20,594	2 - 3 Days	
Virus Direct Micro: RSV	3882V008	20,594	2 - 3 Days	
Virus Direct Micro: Rubella	3882V033	20,594	2 - 3 Days	

TEST DESCRIPTION	BILLING CODE	KE STD TARIFF	TAT	SAMPLE / TUBE TYPE
Virus Direct Micro: Varicella	3882V030	20,594	2 - 3 Days	 
Vitamin A – SST (serum separator tube Serum)	4231B008	6 949	7 - 14 Days	 
Vitamin B12 – Serum, EDTA	4491E001	3 549	2 - 3 Hours	 
Vitamin D 25	4492I000	4 849	2 - 3 Days	 
Vitamin D 3 (25 OH)	4492I000	4 849	2 - 3 Days	   
Vitamin E	4253R010	7 049	10 - 14 Days	 
Voltage Gated CA Channel Ab Ro	9999R020	20 949	4 Weeks	 
Voltage Gated K+ Channel	9999R021	20 949	3 Weeks	 
Von Willebrand Factor – Citrate	3758H000	9 049	3- 4 Days	  
Wart vaccine – tissue in 20mls saline	4602R001	12 449	7 Days	  
Water Silver	4374B012	4 949	10 - 14 Days	
WBC and Diff	4551H023	1 449	1 Hour	 
Western Blot Borrelia IgG	3969R002	16 149	2 - 3 Days	 
Western Blot Borrelia IgM	3969R003	16 149	2 - 3 Days	 
Western Blot Hiv1	3969I002	16 149	2 - 3 Days	 
Whole Blood Clotting Time	3727H000	849	1 Hour	
Xylene Confirmation, Blood	9055T000	6 749	14 - 21 Days	 
Xylene Exposure, Urine	9040T000	8 249	10 - 14 Days	  
Xylose [2 Hour], Serum	4225B001	3 049	2 - 3 Days	    
Xylose [5g Dose], Urine	4042B001	3 149	2 - 3 Days	  
Y Chromosome Microdelet	9999A014	46 949	8 - 12 Weeks	   
Y.Enterocolitica 'H'	3939I006	1 249	2 - 3 Days	 
Y.Enterocolitica 'O'	3939I007	1 249	2 - 3 Days	 
Zinc, 24 Hour Urine	4374B002	4 749	7 - 14 Days	 
Zinc, Serum	4187B001	5 649	7 - 14 Days	 
Zinc, Urine	4374B005	4 949	5 - 7 Days	 

CERBA OUTWORK

TEST DESCRIPTION	BILLING CODE	KE STD TARIFF	CERBA TAT (working days)	SAMPLE TYPE
11 DEOXYCORTISOL	12301	13 449	5 Days	EDTA Whole Blood 
11 DESOXYCORTICOSTERONE	12601	13 449	5 Days	EDTA Whole Blood 
11 DESOXYCORTISOL	12301	13 449	5 Days	EDTA Whole Blood 
21 DESOXYCORTISOL	12309	13 449	5 Days	EDTA Whole Blood 
21 HYDROXYLASE ANTIBODIES	34208	16 949	5 Days	Stool 
2PRO-PSA INDEX PHI	PHI	21 949	5 Days	Stool 
3 METHOXY-TYRAMINE	14201	15 449	5 Days	CSF 
3 METHYLHISTIDINE	69701	14 449	7 Days	Ammniotic fluid 
3 METHYLHISTIDINE	69701	14 449	7 Days	EDTA Whole Blood 
5'NUCLEOTIDASE	71101	11 449	5 Days	Paraffin Block
6 THIOGUANINE NUCLEOTIDES AND 6 METHYLMERCAPTOPYRIMIDINES NUCLEOTIDES	6TGN	19 449	5 Days	EDTA Whole Blood 
ACETOACETIC ACID	32905	15 449	5 Days	Serum 
ACETONE	ACETA	14 449	5 Days	EDTA Whole Blood 
ACHONDROPLASIA	43401	35 449	5 Days	EDTA Whole Blood 
ACHONDROPLASIA	43401	27 949	5 Days	EDTA Whole Blood 
ADAMTS13	WILPR	24 449	5 Days	EDTA Whole Blood 
ADAMTS13	WPINH		5 Days	EDTA Whole Blood 
ADH	77401	13 449	5 Days	CSF 
ADH	77401	13 449	5 Days	
ADIPONECTIN	ADIPO	16 449	5 Days	Stool or Gastric Biopsy 
ALA DESHYDRATASE	71701	13 449	5 Days	
ALANINE	68101	14 449	7 Days	Citrated Plasma 
ALANINE	68101	14 449	7 Days	Serum 
ALDOSTERONE URINE	13501	11 449	5 Days	Serum 
AMMONIA (ASSAY IN STOOLS)	SEAMO	11 449	5 Days	Serum 
ANNEXINE V ANTIBODIES (IGG)	ACAN5	14 449	5 Days	Serum 
ANTI-BP180 (BPAG2) AND ANTI-BP230 (BPAG1) ANTIBODIES	BPAC	20 949	5 Days	CSF 
ANTI-DESMOGLAINEIN 1 AND ANTI-DESMOGLAINEIN 3 ANTIBODIES	DSGAC	23 449	5 Days	Serum 

















TEST DESCRIPTION	BILLING CODE	KE STD TARIFF	CERBA TAT (working days)	SAMPLE TYPE
ANTI-HMG COENZYME A REDUCTASE ANTIBODIES	HMGCO	13 449	5 Days	Respiratory Sample 
ANTI-PHOSPHOLIPASE A2 RECEPTOR Antibodies (PLA2R)	PLACO	16 449	7 Days	Serum 
ANTI-PHOSPHOLIPASE A2 RECEPTOR Antibodies (PLA2R)	PLA2R	14 449	7 Days	Serum 
ANTI-VOLTAGE-GATED CALCIUM CHANNEL (VGCC) ANTIBODIES	CCACT	23 949	5 Days	Serum 
ANTI-VOLTAGE-GATED POTASSIUM CHANNEL (VGKC) ANTIBODIES	ACPOT	23 949	5 Days	Serum 
ASCARIDIOSIS	ASCRE	11 449	5 Days	EDTA Plasma 
BENZENE	80201	14 449	5 Days	Stool 
BENZENE	80201	12 449	5 Days	Serum 
BIRD-BREEDER'S LUNG ANTIBODIES	PELAC	13 449	5 Days	CSF 
BIRD-BREEDER'S LUNG ANTIBODIES	PELOI	12 449	5 Days	Plasma 
BUPRENORPHINE	66107	13 449	5 Days	ACD Whole Blood 
C1Q ANTIBODIES	C1QAC	14 449	5 Days	Respiratory sample 
CA 50	31401	14 449	5 Days	ACD solution A Whole blood 
CA 72-4	32201	14 449	5 Days	ACD solution A Whole blood 
CLOBAZAM	61703	13 449	5 Days	EDTA Whole Blood 
CLOMIPRAMINE + DESMETHYLCLOMIPRAMINE	62805	13 449	5 Days	Seminal fluid
CONNEXIN 26	Cx26	27 449	5 Days	EDTA plasma 
CONNEXIN 30	Cx30	27449	5 Days	Urine 
CREATORRHEA	CRTOT	13 449	5 Days	Serum 
CYCLIC-AMP	AMPCN	19 949	5 Days	CSF 
CYCLIC-AMP	77901	14 449	5 Days	Serum 
CYFRA-21	32205	13 449	5 Days	Plasma/Serum 
CYP3A5 GENOTYPING	CY3A5	33 449	10 Days	Urine 
DICHLOROMETHANE	DICHL	15 449	5 Days	Serum 
EGFR (GENE MUTATION) Liquid biopsy	EGFRS	52 449	5 Days	Serum 
ENDOMYSIAL ANTIBODIES	36309	10 449	5 Days	Serum 
FARMER'S LUNG ANTIBODIES	PFERM	15 949	5 Days	Heparinized plasma, Serum 
FARMER'S LUNG ANTIBODIES	PFERM	14 449	5 Days	Plasma, Serum 
FASCIOLA HEPATICA	DISHA	13 449	5 Days	EDTA, Serum 
FASCIOLA HEPATICA	DISTO	12 449	5 Days	Urine 
FECAL FAT	STTOT	13 449	5 Days	Heparinized plasma 
FGF23	FGF23	27 949	5 Days	Serum 

TEST DESCRIPTION	BILLING CODE	KE STD TARIFF	CERBA TAT (working days)	SAMPLE TYPE
FIBROMAX®	FIMAX	27 949	5 Days	CSF 
FIBROMETER A / ALD	FIMAS	25 449	5 Days	Aprotinin EDTA plasma 
FIBROMETER S / NAFLD	FIMS	24 449	5 Days	Heparinized Whole Blood 
FIBROMETER V / VIRUS	FIMVS	20 949	5 Days	Urine 
FIBRONECTIN	26201	13 449	5 Days	Plasma, Sérum 
FIBROTEST® - ACTITEST®	ACTI	20 449	5 Days	Serum 
FILAGGRIN ANTIBODIES	37301	14 449	5 Days	CSF, Serum 
FILAGGRIN, ANALYSIS OF FLG GENE	75001	14 449	14 Days	CSF, Serum 
FILARIASIS	FILIE	13 449	5 Days	Urine 
FILARIASIS	FILIE	12 449	5 Days	Blood 
FRUCTOSE SPERM	73201	15 449	5 Days	Seminal Fluid 
GALACTOCEREBROSIDASE	72300	19 449	5 Days	Seminal fluid 
GLUCAGON	77201	14 449	5 Days	Urine 
GLUCOSE TRANSPORTER DEFICIENCY SYNDROME	GLUT1	65 449	5 Days	EDTA Whole Blood 
GLUTATHIONE PEROXYDASE	GLUP	13 449	5 Days	Urine 
Gp210 ANTIBODIES	Gp120	11 449	5 Days	supernatant after deproteinization
GUANIDINOACETATE	CGUANI	15 949	5 Days	Heparinized plasma 
GUANIDINOACETATE	GUANI	15 949	5 Days	A night urine collection 
HAMA ANTIBODIES	HAMA	14 449	5 Days	Heparinized plasma 
HELICOBACTER PYLORI	HPIBE	24 449	5 Days	A night urine collection 
HEMOPEXIN	24701	11 449	5 Days	Heparinized plasma 
HISTAMINE	HISTA	14 449	5 Days	A night urine collection 
HISTAMINE	HISTA	14 449	5 Days	Heparinized plasma 
HISTIDINE	69501	14 449	7 Days	A night urine collection 
HISTIDINE	69501	14 449	7 Days	Heparinized plasma 
HYPOXANTHINE	75602	13 449	5 Days	A night urine collection 
Ia2 ANTIBODIES	35505	13 449	5 Days	A night urine collection 
IMATINIB	IMATI	14 449	5 Days	Heparinized plasma 
INHIBIN B	19601	13 449	5 Days	A night urine collection 
INTERCELLULAR ANTIBODIES	36202	10 449	5 Days	Heparinized plasma 
INTERFERON ALPHA	78005	13 449	5 Days	A night urine collection 
INTERFERON ALPHA	78005	13 449	5 Days	Heparinized plasma 

TEST DESCRIPTION	BILLING CODE	KE STD TARIFF	CERBA TAT (working days)	SAMPLE TYPE
INTERFERON GAMMA	78001	15 949	5 Days	A night urine collection 
INTERFERON GAMMA	78001	15 949	5 Days	Heparinized plasma 
INTERLEUKIN	78401	14 449	5 Days	A night urine collection 
INTERLEUKIN	78602	14 449	5 Days	A night urine collection 
INTERLEUKIN	78406	14 449	5 Days	Heparinized plasma 
INTESTINAL MICROBIOTA (STANDARD)	MBIOS	38 449	14 Days	A night urine collection 
INTESTINAL MICROBIOTA PLUS	MBIOT	52 449	14 Days	Heparinized plasma 
INTESTINE FUNCTION TEST	DIGE	19 949	5 Days	Heparinized plasma 
ISOLEUCINE	68701	14 449	7 Days	A night urine collection 
ISONIAZID	63001	12 449	5 Days	CSF 
ISONIAZID	63001	12 449	5 Days	Serum 
LEGIONELLA	LGPCR	19 449	5 Days	Urine 
LEGIONELLA	LEGSE	14 449	5 Days	Serum 
LEGIONELLA	LEGSE	14 449	5 Days	Serum 
LEGIONELLA	LEGUR	13 449	5 Days	Serum 
LEGIONELLA	LEGDI	11 449	5 Days	A 24-hour urine collection 
LEGIONELLA	LEGCU	11 449	14 Days	EDTA plasma 
LEGIONELLA	LEGT	11 449	5 Days	Heparinized Whole blood 
LEGIONELLA	LEGAT	11 449	15 Days	Serum 
LEISHMANIASIS	LEIWB	20 449	5 Days	Plasma, Serum 
LEISHMANIASIS	LEIIF	12 449	5 Days	Serum 
LEPTIN	77202	15 949	5 Days	EDTA plasma, Heparinized plasma, Serum 
LEPTOSPIROSIS	LSPCR	18 449	5 Days	Serum+ 24-hour urine  
LEPTOSPIROSIS	LSPCR	18 449	5 Days	Serum 
LEPTOSPIROSIS	EGFRS	52 449	5 Days	Serum 
LEPTOSPIROSIS	LEPS1	13 449	34 Days	Plasma, Serum 
LEPTOSPIROSIS	LEPDE	12 449	5 Days	Plasma, Serum 
LEUCINE	68801	14 449	7 Days	Aprotinin EDTA plasma 
LEUCINE	68801	14 449	7 Days	EDTA plasma 
LYSINE	69401	14 449	7 Days	Serum 
LYSOZYME	26701	11 449	5 Days	Plasma, Serum 
MA-2 ANTIBODIES	ACMA	19 549	5 Days	Serum 

TEST DESCRIPTION	BILLING CODE	KE STD TARIFF	CERBA TAT (working days)	SAMPLE TYPE
MACROGLOBULIN, ALPHA 2	24001	12 449	5 Days	Biopsy, Puncture fluids, Genital sample, Semen, Urine 
MALASSESIA FURFUR	CHAMD	10 449	5 Days	Serum 
MATERNAL CELL CONTAMINATION (TESTING FOR)	79901		7 Days	EDTA whole blood 
MELATONIN (6 SULFATOXY)	SMT	13 449	5 Days	24 h Stools 
MENINGITIS (DIAGNOSIS OF)	PNEMO	26 949	5 Days	Stools 
MEPROBAMATE	66001	13 449	5 Days	Plasma, Serum 
METAPNEUMOVIRUS	MPVPC	23 449	5 Days	EDTA plasma, Heparinized plasma 
METHIONINE	82501	14 449	7 Days	Plasma, Serum 
METHYLHIPPURIC ACIDS	MHIPP	13 449	5 Days	Urine 
MICROSATELLITE INSTABILITY (MSI)	MSI	33 449	18 Days	Plasma, Serum 
MITOCHONDRIAL CYTOPATHY MERRF	MERRF	24 449	14 Days	Plasma, Serum 
MITOCHONDRIAL CYTOPATHY NARP	NARP	27 449	14 Days	Serum 
MYCOPHENOLATE MOFETIL	MYPHM	12 449	5 Days	Serum 
MYCOPLASMA GENITALIUM	MGPCR	14 449	5 Days	Serum 
MYD88- DETECTION OF MUTATION	MYD88	31 249	10 Days	Serum 
NASHTEST®	NAST	24 449	5 Days	Serum 
NEURODEGENERATIVE DISEASES	ALZ2	36 249	5 Days	EDTA plasma 
NSE	31701	13 449	5 Days	Plasma, Serum 
NTX	78505	12 449	5 Days	Urine 
NUCLEOSOME ANTIBODIES	NUCLE	14 449	5 Days	Plasma, Serum 
OLANZAPINE	OLANZ	18 449	5 Days	Serum 
ORNITHINE	69301	14 449	7 Days	Serum 
ORNITHINE	69301	14 449	7 Days	A 24-hour urine collection 
OROSOMUCOID	22301	11 449	5 Days	A 24-hour urine collection 
OXCARBAZEPINE	60606	13 449	7 Days	Plasma, Serum 
P1NP	PINP	15 949	5 Days	Plasma, Serum 
PANCREATIC POLYPEPTIDE	78901	22 949	5 Days	Plasma, Serum 
PHOSPHATIDYL INOSITOL ANTIBODIES (IGG)	PHOIN	11 449	5 Days	EDTA plasma 
PHOSPHOETHANOLAMINE	67005	14 449	5 Days	Serum 
PIVKA II	PIVKA	16 449	5 Days	Aprotinin EDTA plasma 
PREECLAMPSIA	PELAC	23 949	5 Days	Heparinized Whole blood 
PROINSULIN	77000	14 449	5 Days	Seminal Fluid 

TEST DESCRIPTION	BILLING CODE	KE STD TARIFF	CERBA TAT (working days)	SAMPLE TYPE
PROINSULIN	77000	14 449	5 Days	Seminal Fluid 
PROLINE	67901	14 449	7 Days	Heparinized whole blood 
PROLINE	67901	14 449	7 Days	EDTA whole blood 
PROTEIN BOUND IODINE	40201	12 449	5 Days	Serum 
PROTEINURIA	CAMER	14 449	5 Days	CSF 
PYRAZINAMIDE	PYRA	18 449	5 Days	Urine 
QUANTIFERON®	QUAN2	19 549	5 Days	EDTA whole blood 
SACCHAROMYCES CEREVISIAE ANTIBODIES (IGG + IGA)	ASCAC	14 449	5 Days	Serum 
SEMEN BIOCHEMISTRY	SPBCH	18 449	5 Days	Serum 
SEMEN BIOCHEMISTRY	FRUSP	15 449	5 Days	Plasma, Serum 
SEMEN BIOCHEMISTRY	GLUSP	12 449	5 Days	Urine 
SERINE	67501	14 449	7 Days	A 24-hour urine collection 
SKIN ANTIBODIES	ACPE	11 449	5 Days	Serum 
SLA ANTIBODIES	37706	14 449	5 Days	Seminal fluid 
SLC2A1 GENE ANALYSIS	SLC2A	65 449	5 Days	Serum 
SOMATOSTATIN	78905	15 949	5 Days	Serum 
Sp100 ANTIBODIES	Sp100	15 449	5 Days	Serum 
S-PHENYLMERCAPTURIC ACID	75701	17 449	5 Days	Plasma 
STRONGYLOIDIASIS	ANGUI	11 449	5 Days	Serum 
STRONTIUM	53902	13 449	5 Days	Serum 
STRONTIUM	53902	13 449	5 Days	Second morning urine 
SUPEROXIDE-DISMUTASE	71501	13 449	5 Days	Plasma/Serum 
TAENIA	TENEI	11 449	5 Days	EDTA Whole Blood 
TAENIA	CYSWB	8 449	5 Days	Plasma, Serum 
TAURINE	67007	14 449	7 Days	Serum 
TAURINE	67007	14 449	7 Days	EDTA plasma, Heparinized plasma 
TETRACHLOROETHYLENE	81504	15 949	14 Days	Serum 
THALLIUM	53601	13 449	5 Days	Bronchial aspiration, Lung biopsy, Experctoration, Broncho-alveolar fluid, Pleural fluid
TOLUENE	80301	15 449	5 Days	Bronchial aspiration, Lung biopsy, Experctoration, Broncho-alveolar fluid,
TOLUENE	80301	15 449	5 Days	Serum 
TOTAL ANTIOXIDANT STATUS	POX	13 449	5 Days	Serum 
TOXOCAROSIS	TOXWB	15 449	5 Days	A 24-hour urine collection 

TEST DESCRIPTION	BILLING CODE	KE STD TARIFF	CERBA TAT (working days)	SAMPLE TYPE
TOXOCAROSIS	TOCEI	12 449	5 Days	A 24-hour urine collection 
TPA	31801	13 449	5 Days	Plasma, Serum 
TRICHINOSIS	TRIWB	13 449	5 Days	Stools 
TRICHINOSIS	TRIEI	11 449	5 Days	Serum 
TRYPSIN	72401	14 449	5 Days	Strain
TRYPTOPHAN	69201	14 449	5 Days	Plasma, Serum 
TULAREMIA	TULA	14 449	5 Days	Serum 
VALINE	68501	14 449	5 Days	Serum 
VASOACTIVE INTESTINAL POLYPEPTIDE	77701	13 449	5 Days	Plasma, Serum 
VITAMIN PP	48001	13 449	5 Days	Serum 
WHOLE EXOME SEQUENCING	EXOME	153 249	47 Days	Serum 
XYLENES	80501	15 449	14 Days	Serum 
ZOLPIDEM	62500	13 449	5 Days	Serum 
ZOPICLONE	62501	9 449	5 Days	Cello-tape, Cutaneous sample 
α-FUCOSIDASE	72203	19 449	5 Days	Serum 
α-GALACTOSIDASE	72304	19 549	5 Days	Serum 
α-GLUCOSIDASE	SPBCH	13 449	5 Days	Amniotic Fluid 
α-MANNOSIDASE	72204	19 449	5 Days	Citrated Plasma 

CEO's PROFILE



Ms. Mwende Musunga

Ms. Mwende Musunga is the Group CEO of the Lancet Group of Laboratories East Africa, having been appointed to the role in June 2021.

Prior to her appointment, Ms. Musunga had been the CEO of Laborex Kenya Limited, a role she held for 4 years. Prior to that, she had served in various managerial positions at Laborex including as a Deputy CEO for 2 years, Sales and Marketing Director for over 3 years, and Sales and Marketing Manager for over 3 years.

Before her role at Laborex, Ms. Mwende worked at Novartis, a global healthcare company, as a Sales Manager for East and Central Africa.

Ms. Mwende has a BSc degree in Biochemistry from Kenyatta University and is currently undertaking an MBA from the Strathmore Business School.

